



A JOINT INITIATIVE OF HELPAGE INDIA AND ONGC

Varishthajana Swasthya Sewa Abhiyan

MOBILE HEALTHCARE PROGRAMME FOR THE AGED IN 20 LOCATIONS ACROSS INDIA



Analysis & Findings of Baseline Survey Conducted for implementation of Mobile Health Care Programme for the Aged in Operational Area of Ankleshwar MMU under ONGC Asset, Ankleshwar

Project Implemented by

HelpAge India | Fighting isolation,
poverty, neglect

Study conducted by

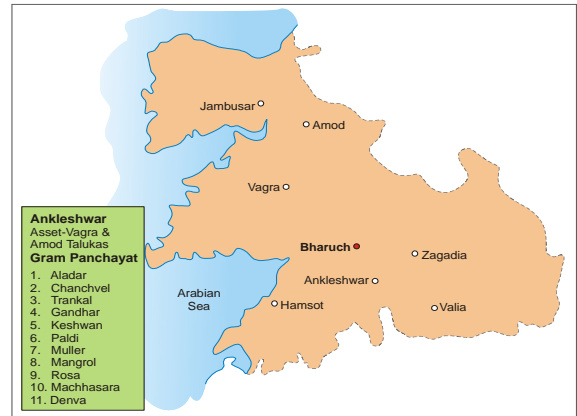
Four x4
Empowering People

Analysis & Findings of Baseline Survey Conducted for implementation of Mobile Health Care Programme for the Aged

Unit: Ankleshwar (MMU MIS Location Code: 1316)

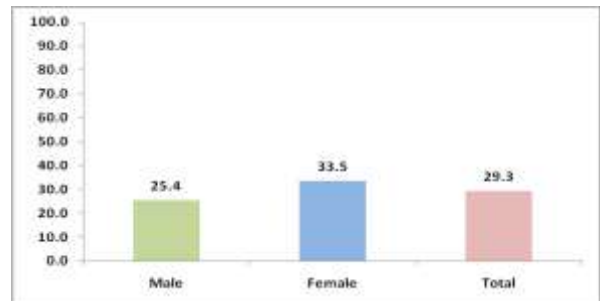
Background

Ankleshwar is the biggest within ONGC set up in terms of areas of operation. The actual areas of operation are far away from Ankleshwar city and the chosen area, i.e. Gandhar has a big production plant. There are drilling and exploration sites around the plant which are spread over many of the surrounding villages. Gandhar is about 65 kilometers from Ankleshwar. The target villages were identified in consultation with the concerned ONGC officials. Accordingly, the survey was conducted to identify all households with elderly persons (aged 55 years and above) in the selected villages. Details are available in Table 1.1.

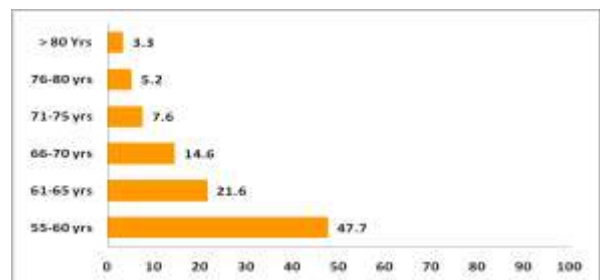


Demography

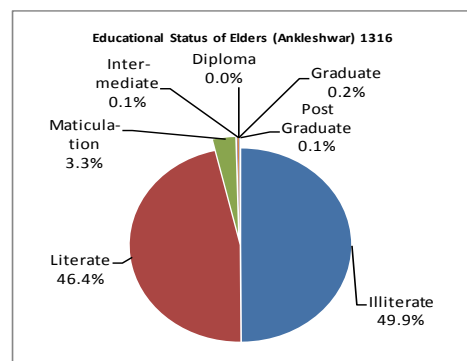
Of all the 1369 households, almost 55% are Below Poverty Line (BPL) whereas the rest (more than 45%) belong to the Above Poverty Line (APL) category. Out of the total members of all the surveyed households, elders constitute almost 34%. Male elders are 33.5% and female elders are almost 34.5%. Details are available in Table 2.1.



When one looks at the percentages of elders in different age groups, the 'above 80 years' category is at the bottom and the percentage increases with each successive younger age group among elders. The percentage of the youngest age group among elders is the highest among all. Details are available in Table 2.2 to Table 2.3.



Data on educational status on elders reveal that almost 50% are illiterate and out of the rest almost 46.5% are just literate. Matriculates are more than 3% while all other categories are at insignificant levels. No diploma was found among the surveyed elders. Details are available in Table 3.1 to Table 3.8.



Out of all elders 74.5% are not working. Among non-working elders percentages of women elders across all age groups are far more than men elders. At the other end, across all age groups of elders the percentages of working elder men are far above working elder women. Working women were not found in the more than 80 years age category. More details are in Table 4.1 to 4.2.

Disability

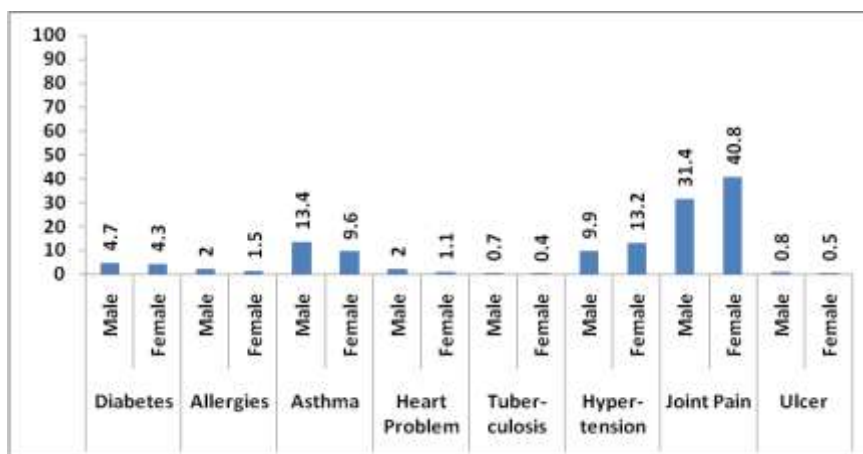
Out of all surveyed elders, almost 4% are reported to be disabled. Both leg related disability and blindness were reported among elders at more than 1% levels. All other categories have reported at less than 1% level. Speaking disability was at an insignificant level. Details are available in Table 5.1 to Table 5.7.

Habits in Elders

More than 81.5% of all elders do not have any habits of intoxication which is revealed by collected data. Out of all elders who have reported one habit or the other, highest percentage (13%) are smoking beedi, remotely followed by almost 2% using tobacco, 1.5% using gutkha, and more than 1% consuming locally brewed liquor. None was found using opium. Other two categories were found at (cigarette and foreign liquor) insignificant levels. Details are available in Table 6.1 to Table 6.7.

Disease Profile of Elders

Among the elders of the identified villages, joint pain has affected the highest percentage—almost 41% females and almost 31.5% males. Almost 13.5% males and more than 9.5% females have reported to be suffering from Asthma. More than 13% females and almost 10% are suffering from



hypertension. Diabetes has affected more than 4.5% males and less than 4.5% females. Allergies is at a relatively much lesser level, i.e. 2% males and 1.5% females have acknowledged to be suffering from this disease. 2% males and more than 1% females are suffering from heart diseases. Tuberculosis and ulcer are reported at less than 1% level for males and females. Among all diseases, in case of two of them (hypertension and joint pain) percentages of affected women are more than men. For details please see Table 7.1 to Table 7.8.

Further details on all the aspects related to elders are available in the tables presented below.

Region: West	District: Bharuch (Gujrat)
MMU MIS Location Code: 1316	Mandal/Block(s): Vagra & Amod
Unit Name: Ankleshwar	
ONGC Asset: Ankleshwar	No. of Identified Site(s): 11

1. Total elderly households: Ankleshwar (1316)

Table-1.1: Status of Total Elderly Households

Code	District	Block	Site/ Village	Family Status			Caste wise Family Distribution					
				BPL	APL	Total	Gen	SC	ST	OBC	Other	Total
1316	BHARUCH	VAGRA	ALADAR	52	19	71	2	4	21	43	1	71
1316	BHARUCH	VAGRA	CHANCHVEL	73	116	189	138	40	0	10	1	189
1316	BHARUCH	AMOD	DENVA	136	11	147	8	23	8	108	0	147
1316	BHARUCH	VAGRA	GANDHAR	24	59	83	32	30	0	21	0	83
1316	BHARUCH	VAGRA	KESHWAN	39	59	98	58	9	7	23	1	98
1316	BHARUCH	AMOD	MACHHASARA	130	98	228	199	26	0	3	0	228
1316	BHARUCH	AMOD	MANGROL	101	24	125	15	0	0	39	71	125
1316	BHARUCH	VAGRA	MULLER	61	41	102	17	4	25	56	0	102
1316	BHARUCH	VAGRA	PALDI	15	55	70	8	12	4	45	1	70
1316	BHARUCH	AMOD	ROSA TANKARIA	92	95	187	66	94	0	4	23	187
1316	BHARUCH	VAGRA	TRANKAL	28	41	69	19	5	15	26	4	69
			TOTAL	751	618	1369	562	247	80	378	102	1369
			Percentage	54.9	45.1	100	41.1	18.0	5.8	27.6	7.5	100

Total HHs Surveyed - 1372
 Non-Elder Households - 3

2. Overview of Family Members: Ankleshwar (1316)

Table-2.1: Overall Family Members

Family Members	Male	Female	Total
Elder Members >=55 yrs	893	1099	1992
Other Members (all <=54 yrs)	2617	2181	4798
Total Members	3510	3280	6790
Percentage of Elders	25.4	33.5	29.3

Table-2.2: Sitewise status of Elders by Age group

Site	Elders 55-60 yrs		Elders 61-65 yrs		Elders 66-70 yrs		Elders 71-75 yrs		Elders 76-80 yrs		Elders Above 80 Yrs	
	M	F	M	F	M	F	M	F	M	F	M	F
ALADAR	13	21	14	14	8	13	9	3	3	2	1	1
CHANCHVEL	51	49	37	47	30	28	8	7	6	2	4	8
DENVA	37	61	20	33	13	12	10	15	7	10	1	3
GANDHAR	25	37	8	13	4	9	2	7	3	6	3	3
KESHWAN	9	35	6	22	10	20	6	7	2	5	1	1
MACHHASARA	77	108	27	25	20	15	12	10	8	9	3	14
MANGROL	48	51	14	22	16	10	4	7	1	3	3	1
MULLER	36	44	15	13	9	11	2	4	2	6	2	3
PALDI	23	30	11	9	8	9	4	5	2	5	3	0
ROSA TANKARIA	74	68	33	23	14	19	11	7	5	10	3	6
TRANKAL	30	24	10	15	3	9	5	7	4	2	0	1
Total	423	528	195	236	135	155	73	79	43	60	24	41
Percentage	47.4	48.0	21.8	21.5	15.1	14.1	8.2	7.2	4.8	5.5	2.7	3.7

Table-2.3: Total Elders by Age group

Total Elders by Age	Elders 55-60 yrs	Elders 61-65 yrs	Elders 66-70 yrs	Elders 71-75 yrs	Elders 76-80 yrs	Elders above 80 Yrs	Total
Total Elders by Age	951	431	290	152	103	65	1992
%age Elder by Age	47.7	21.6	14.6	7.6	5.2	3.3	100.0

3. Educational Status of Elders: Unit – Ankleshwar (1316)

Table-3.1: Summary of Educational Status

Site	Illiterate	Literate	Maticulation	Intermediate	Diploma	Graduate	Post Graduate
ALADAR	51	49	2	0	0	0	0
CHANCHVEL	121	151	3	1	0	1	0
DENVA	124	95	3	0	0	0	0
GANDHAR	106	12	2	0	0	0	0
KESHWAN	55	62	5	0	0	2	0
MACHHASARA	162	148	15	1	0	1	1
MANGROL	86	88	6	0	0	0	0
MULLER	88	58	1	0	0	0	0
PALDI	47	57	5	0	0	0	0
ROSA TANKARIA	94	158	20	0	0	0	1
TRANKAL	60	47	3	0	0	0	0
Total	994	925	65	2	0	4	2
Percentage	49.9	46.4	3.3	0.1	0.0	0.2	0.1

Sitewise Educational Status of Elders under age category

Table-3.2: Illiterate Elders

Site	Elders 55-60 yrs		Elders 61-65 Yrs		Elders 66-70 Yrs		Elders 71-75 Yrs		Elders 76-80 Yrs		Elders above 80 Yrs		Total Elders	
	M	F	M	F	M	F	M	F	M	F	M	F	M	F
ALADAR	2	17	1	10	1	12	2	2	1	2	0	1	7	44
CHANCHVEL	16	22	9	25	9	20	2	6	3	2	2	5	41	80
DENVA	6	42	4	25	2	11	2	14	5	10	0	3	19	105
GANDHAR	18	36	5	12	4	9	1	7	2	6	3	3	33	73
KESHWAN	3	12	1	11	2	12	4	4	1	4	0	1	11	44
MACHHASARA	19	63	7	16	5	14	3	8	2	9	2	14	38	124
MANGROL	16	24	6	14	5	9	1	6	1	2	1	1	30	56
MULLER	5	43	2	12	3	8	0	4	1	6	1	3	12	76
PALDI	4	16	1	7	4	6	0	3	1	4	1	0	11	36
ROSA TANKARIA	7	35	7	14	2	13	1	3	1	7	0	4	18	76
TRANKAL	9	17	4	12	2	6	0	7	0	2	0	1	15	45
Total	105	327	47	158	39	120	16	64	18	54	10	36	235	759
%age	24.8	61.9	24.1	66.9	28.9	77.4	21.9	81.0	41.9	90.0	41.7	87.8	26.3	69.1

Table-3.3: Literate Elders

Site	Elders 55-60 yrs		Elders 61-65 Yrs		Elders 66-70 Yrs		Elders 71-75 Yrs		Elders 76-80 Yrs		Elders above 80 Yrs		Total Elders	
	M	F	M	F	M	F	M	F	M	F	M	F	M	F
ALADAR	11	4	11	4	7	1	7	1	2	0	1	0	39	10
CHANCHVEL	31	27	27	22	21	8	6	1	3	0	2	3	90	61
DENVA	30	19	15	8	11	1	8	0	2	0	1	0	67	28
GANDHAR	6	1	2	1	0	0	1	0	1	0	0	0	10	2
KESHWAN	4	21	5	11	6	8	2	3	0	1	1	0	18	44
MACHHASARA	49	45	15	9	12	1	9	2	5	0	1	0	91	57
MANGROL	28	26	8	8	10	1	3	1	0	1	2	0	51	37
MULLER	30	1	13	1	6	3	2	0	1	0	1	0	53	5
PALDI	16	14	9	2	4	3	3	2	1	1	2	0	35	22
ROSA TANKARIA	52	33	22	9	11	6	10	4	3	3	3	2	101	57
TRANKAL	19	7	6	3	1	3	4	0	4	0	0	0	34	13
Total	276	198	133	78	89	35	55	14	22	6	14	5	589	336
%age	65.2	37.5	68.2	33.1	65.9	22.6	75.3	17.7	51.2	10.0	58.3	12.2	66.0	30.6

Table-3.4: Elders with Matriculation

Site	Elders 55-60 yrs		Elders 61-65 Yrs		Elders 66-70 Yrs		Elders 71-75 Yrs		Elders 76-80 Yrs		Elders above 80 Yrs		Total Elders	
	M	F	M	F	M	F	M	F	M	F	M	F	M	F
ALADAR	0	0	2	0	0	0	0	0	0	0	0	0	2	0
CHANCHVEL	3	0	0	0	0	0	0	0	0	0	0	0	3	0
DENVA	1	0	1	0	0	0	0	1	0	0	0	0	2	1
GANDHAR	1	0	1	0	0	0	0	0	0	0	0	0	2	0
KESHWAN	1	2	0	0	2	0	0	0	0	0	0	0	3	2
MACHHASARA	8	0	3	0	3	0	0	0	1	0	0	0	15	0
MANGROL	4	1	0	0	1	0	0	0	0	0	0	0	5	1
MULLER	1	0	0	0	0	0	0	0	0	0	0	0	1	0
PALDI	3	0	1	0	0	0	1	0	0	0	0	0	5	0
ROSA TANKARIA	14	0	4	0	1	0	0	0	1	0	0	0	20	0
TRANKAL	2	0	0	0	0	0	1	0	0	0	0	0	3	0
Total	38	3	12	0	7	0	2	1	2	0	0	0	61	4
%age	9.0	0.6	6.2	0.0	5.2	0.0	2.7	1.3	4.7	0.0	0.0	0.0	6.8	0.4

Table-3.5: Elders with Intermediate

Site	Elders 55-60 yrs		Elders 61-65 Yrs		Elders 66-70 Yrs		Elders 71-75 Yrs		Elders 76-80 Yrs		Elders above 80 Yrs		Total Elders	
	M	F	M	F	M	F	M	F	M	F	M	F	M	F
ALADAR	0	0	0	0	0	0	0	0	0	0	0	0	0	0
CHANCHVEL	0	0	1	0	0	0	0	0	0	0	0	0	1	0
DENVA	0	0	0	0	0	0	0	0	0	0	0	0	0	0
GANDHAR	0	0	0	0	0	0	0	0	0	0	0	0	0	0
KESHWAN	0	0	0	0	0	0	0	0	0	0	0	0	0	0
MACHHASARA	0	0	1	0	0	0	0	0	0	0	0	0	1	0
MANGROL	0	0	0	0	0	0	0	0	0	0	0	0	0	0
MULLER	0	0	0	0	0	0	0	0	0	0	0	0	0	0
PALDI	0	0	0	0	0	0	0	0	0	0	0	0	0	0
ROSA TANKARIA	0	0	0	0	0	0	0	0	0	0	0	0	0	0
TRANKAL	0	0	0	0	0	0	0	0	0	0	0	0	0	0
Total	0	0	2	0	0	0	0	0	0	0	0	0	2	0
%age	0.0	0.0	1.0	0.0	0.0	0.0	0.0	0.0	0.0	0.0	0.0	0.0	0.2	0.0

Table-3.6: Elders with Graduation

Site	Elders 55-60 yrs		Elders 61-65 Yrs		Elders 66-70 Yrs		Elders 71-75 Yrs		Elders 76-80 Yrs		Elders above 80 Yrs		Total Elders	
	M	F	M	F	M	F	M	F	M	F	M	F	M	F
ALADAR	0	0	0	0	0	0	0	0	0	0	0	0	0	0
CHANCHVEL	1	0	0	0	0	0	0	0	0	0	0	0	1	0
DENVA	0	0	0	0	0	0	0	0	0	0	0	0	0	0
GANDHAR	0	0	0	0	0	0	0	0	0	0	0	0	0	0
KESHWAN	1	0	0	0	0	0	0	0	1	0	0	0	2	0
MACHHASARA	1	0	0	0	0	0	0	0	0	0	0	0	1	0
MANGROL	0	0	0	0	0	0	0	0	0	0	0	0	0	0
MULLER	0	0	0	0	0	0	0	0	0	0	0	0	0	0
PALDI	0	0	0	0	0	0	0	0	0	0	0	0	0	0
ROSA TANKARIA	0	0	0	0	0	0	0	0	0	0	0	0	0	0
TRANKAL	0	0	0	0	0	0	0	0	0	0	0	0	0	0
Total	3	0	0	0	0	0	0	0	1	0	0	0	4	0
%age	0.7	0.0	0.0	0.0	0.0	0.0	0.0	0.0	2.3	0.0	0.0	0.0	0.4	0.0

Table-3.7: Elders with Post-Graduation

Site	Elders 55-60 yrs		Elders 61-65 Yrs		Elders 66-70 Yrs		Elders 71-75 Yrs		Elders 76-80 Yrs		Elders above 80 Yrs		Total Elders	
	M	F	M	F	M	F	M	F	M	F	M	F	M	F
ALADAR	0	0	0	0	0	0	0	0	0	0	0	0	0	0
CHANCHVEL	0	0	0	0	0	0	0	0	0	0	0	0	0	0
DENVA	0	0	0	0	0	0	0	0	0	0	0	0	0	0
GANDHAR	0	0	0	0	0	0	0	0	0	0	0	0	0	0
KESHWAN	0	0	0	0	0	0	0	0	0	0	0	0	0	0

Site	Elders 55-60 yrs		Elders 61-65 Yrs		Elders 66-70 Yrs		Elders 71-75 Yrs		Elders 76-80 Yrs		Elders above 80 Yrs		Total Elders	
	M	F	M	F	M	F	M	F	M	F	M	F	M	F
MACHHASARA	0	0	1	0	0	0	0	0	0	0	0	0	1	0
MANGROL	0	0	0	0	0	0	0	0	0	0	0	0	0	0
MULLER	0	0	0	0	0	0	0	0	0	0	0	0	0	0
PALDI	0	0	0	0	0	0	0	0	0	0	0	0	0	0
ROSA TANKARIA	1	0	0	0	0	0	0	0	0	0	0	0	1	0
TRANKAL	0	0	0	0	0	0	0	0	0	0	0	0	0	0
Total	1	0	1	0	0	0	0	0	0	0	0	0	2	0
%age	0.2	0.0	0.5	0.0	0.0	0.0	0.0	0.0	0.0	0.0	0.0	0.0	0.2	0.0

Table-3.8: Elders with Diploma

Site	Elders 55-60 yrs		Elders 61-65 Yrs		Elders 66-70 Yrs		Elders 71-75 Yrs		Elders 76-80 Yrs		Elders above 80 Yrs		Total Elders	
	M	F	M	F	M	F	M	F	M	F	M	F	M	F
ALADAR	0	0	0	0	0	0	0	0	0	0	0	0	0	0
CHANCHVEL	0	0	0	0	0	0	0	0	0	0	0	0	0	0
DENVA	0	0	0	0	0	0	0	0	0	0	0	0	0	0
GANDHAR	0	0	0	0	0	0	0	0	0	0	0	0	0	0
KESHWAN	0	0	0	0	0	0	0	0	0	0	0	0	0	0
MACHHASARA	0	0	0	0	0	0	0	0	0	0	0	0	0	0
MANGROL	0	0	0	0	0	0	0	0	0	0	0	0	0	0
MULLER	0	0	0	0	0	0	0	0	0	0	0	0	0	0
PALDI	0	0	0	0	0	0	0	0	0	0	0	0	0	0
ROSA TANKARIA	0	0	0	0	0	0	0	0	0	0	0	0	0	0
TRANKAL	0	0	0	0	0	0	0	0	0	0	0	0	0	0
Total	0	0	0	0	0	0	0	0	0	0	0	0	0	0
%age	0.0	0.0	0.0	0.0	0.0	0.0	0.0	0.0	0.0	0.0	0.0	0.0	0.0	0.0

4. Occupation of Family Members: Unit – Ankleshwar (1316)

Table-4.1: Elders Category who are Not Economically Active

Category	Elders 55-60 yrs		Elders 61-65 yrs		Elders 66-70 yrs		Elders 71-75 yrs		Elders 76-80 yrs		Elders above 80 Yrs	
	M	F	M	F	M	F	M	F	M	F	M	F
Nil	122	209	99	145	89	109	51	61	37	46	20	34
House wife	0	293	0	84	0	43	0	17	0	13	0	6
Pensioner	0	0	0	0	0	0	0	0	0	0	0	0
Others	3	1	1	0	0	0	0	0	0	0	0	1
Total	125	503	100	229	89	152	51	78	37	59	20	41
%age	29.6	95.3	51.3	97.0	65.9	98.1	69.9	98.7	86.0	98.3	83.3	100.0

Table-4.2: Working Elders

Category	Elders 55-60 yrs		Elders 61-65 yrs		Elders 66-70 yrs		Elders 71-75 yrs		Elders 76-80 yrs		Elders above 80 Yrs	
	M	F	M	F	M	F	M	F	M	F	M	F
Daily wage	102	21	30	5	17	1	7	0	1	1	2	0
Business	22	1	5	0	2	0	2	0	1	0	0	0
Service	19	2	0	1	0	1	2	1	0	0	0	0
Farmers	155	1	60	1	27	1	11	0	4	0	2	0
Artisans	0	0	0	0	0	0	0	0	0	0	0	0
Total	298	25	95	7	46	3	22	1	6	1	4	0
%age	70.4	4.7	48.7	3.0	34.1	1.9	30.1	1.3	14.0	1.7	16.7	0.0

5. Type of Disabilities in Elders: Unit: Ankleshwar (1316)

Table-5.1: Disabilities in Elders (Summary)

Disability in Elders	Blind	Hearing impaired	Speaking	Hand	Leg	Mental Problem	Others
ALADAR	0	0	0	0	0	0	0
CHANCHVEL	3	1	0	0	3	0	0
DENVA	0	0	0	1	2	1	0
GANDHAR	1	0	0	0	0	1	0
GANDHAR	0	0	0	0	0	0	0
MACHHASARA	10	1	1	2	10	1	0
MANGROL	0	4	0	2	3	2	0
MULLER	2	0	0	0	0	0	0
PALDI	0	0	1	3	4	0	0
ROSA TANKARIA	5	1	1	2	1	0	0
TRANKAL	1	1	1	2	2	1	0
Total	22	8	4	12	25	6	0
% with Total Elders	1.10	0.40	0.20	0.60	1.26	0.30	0

Villagewise disability in Elders with Age category

Table-5.2: Disability related to Hand in Elders

Village	55-60 yrs		61-65 Yrs		66-70 Yrs		71-75 Yrs		76-80 Yrs		> 80 Yrs		Total	
	M	F	M	F	M	F	M	F	M	F	M	F	M	F
ALADAR	0	0	0	0	0	0	0	0	0	0	0	0	0	0
CHANCHVEL	0	0	0	0	0	0	0	0	0	0	0	0	0	0
DENVA	0	0	0	0	0	0	0	1	0	0	0	0	0	1
GANDHAR	0	0	0	0	0	0	0	0	0	0	0	0	0	0
GANDHAR	0	0	0	0	0	0	0	0	0	0	0	0	0	0
MACHHASARA	1	1	0	0	0	0	0	0	0	0	0	0	1	1
MANGROL	1	1	0	0	0	0	0	0	0	0	0	0	1	1
MULLER	0	0	0	0	0	0	0	0	0	0	0	0	0	0
PALDI	1	0	0	0	0	0	0	0	0	1	1	0	2	1
ROSA TANKARIA	0	0	0	0	0	0	0	0	1	0	1	0	2	0
TRANKAL	0	0	0	0	1	0	0	1	0	0	0	0	1	1
Total	3	2	0	0	1	0	0	2	1	1	2	0	7	5
Percentage disability	0.7	0.4	0.0	0.0	0.7	0.0	0.0	2.5	2.3	1.7	8.3	0.0	0.8	0.5

Table-5.3: Blindness among Elders

Village	55-60 yrs		61-65 Yrs		66-70 Yrs		71-75 Yrs		76-80 Yrs		> 80 Yrs		Total	
	M	F	M	F	M	F	M	F	M	F	M	F	M	F
ALADAR	0	0	0	0	0	0	0	0	0	0	0	0	0	0
CHANCHVEL	0	0	0	0	1	1	0	1	0	0	0	0	1	2
DENVA	0	0	0	0	0	0	0	0	0	0	0	0	0	0
GANDHAR	1	0	0	0	0	0	0	0	0	0	0	0	1	0
GANDHAR	0	0	0	0	0	0	0	0	0	0	0	0	0	0
MACHHASARA	2	1	1	1	2	1	0	1	0	1	0	0	5	5
MANGROL	0	0	0	0	0	0	0	0	0	0	0	0	0	0
MULLER	0	0	1	0	0	0	0	0	1	0	0	0	2	0
PALDI	0	0	0	0	0	0	0	0	0	0	0	0	0	0
ROSA TANKARIA	3	0	1	0	0	0	0	0	0	0	1	0	5	0
TRANKAL	0	0	0	0	0	0	0	1	0	0	0	0	0	1
Total	6	1	3	1	3	2	0	3	1	1	1	0	14	8
Percentage disability	1.4	0.2	1.5	0.4	2.2	1.3	0.0	3.8	2.3	1.7	4.2	0.0	1.6	0.7

Table-5.4: Disability related to Hearing impaired in Elders

Village	55-60 yrs		61-65 Yrs		66-70 Yrs		71-75 Yrs		76-80 Yrs		> 80 Yrs		Total	
	M	F	M	F	M	F	M	F	M	F	M	F	M	F
ALADAR	0	0	0	0	0	0	0	0	0	0	0	0	0	0
CHANCHVEL	1	0	0	0	0	0	0	0	0	0	0	0	1	0
DENVA	0	0	0	0	0	0	0	0	0	0	0	0	0	0
GANDHAR	0	0	0	0	0	0	0	0	0	0	0	0	0	0
GANDHAR	0	0	0	0	0	0	0	0	0	0	0	0	0	0
MACHHASARA	0	0	0	1	0	0	0	0	0	0	0	0	0	1
MANGROL	0	0	0	0	3	0	1	0	0	0	0	0	4	0
MULLER	0	0	0	0	0	0	0	0	0	0	0	0	0	0
PALDI	0	0	0	0	0	0	0	0	0	0	0	0	0	0
ROSA TANKARIA	0	0	0	0	0	1	0	0	0	0	0	0	0	1
TRANKAL	0	0	0	1	0	0	0	0	0	0	0	0	0	1
Total	1	0	0	2	3	1	1	0	0	0	0	0	5	3
Percentage disability	0.2	0.0	0.0	0.8	2.2	0.6	1.4	0.0	0.0	0.0	0.0	0.0	0.6	0.3

Table-5.5: Disability related to Leg in Elders

Village	55-60 yrs		61-65 Yrs		66-70 Yrs		71-75 Yrs		76-80 Yrs		> 80 Yrs		Total	
	M	F	M	F	M	F	M	F	M	F	M	F	M	F
ALADAR	0	0	0	0	0	0	0	0	0	0	0	0	0	0
CHANCHVEL	1	0	1	1	0	0	0	0	0	0	0	0	2	1
DENVA	0	0	1	0	0	0	1	0	0	0	0	0	2	0
GANDHAR	0	0	0	0	0	0	0	0	0	0	0	0	0	0
GANDHAR	0	0	0	0	0	0	0	0	0	0	0	0	0	0
MACHHASARA	2	2	1	1	3	0	0	0	0	0	0	1	6	4
MANGROL	1	1	0	0	1	0	0	0	0	0	0	0	2	1
MULLER	0	0	0	0	0	0	0	0	0	0	0	0	0	0
PALDI	2	0	0	0	0	0	0	0	0	1	1	0	3	1
ROSA TANKARIA	1	0	0	0	0	0	0	0	0	0	0	0	1	0
TRANKAL	2	0	0	0	0	0	0	0	0	0	0	0	2	0
Total	9	3	3	2	4	0	1	0	0	1	1	1	18	7
Percentage disability	2.1	0.6	1.5	0.8	3.0	0.0	1.4	0.0	0.0	1.7	4.2	2.4	2.0	0.6

Table-5.6: Mental Disability in Elders

Village	55-60 yrs		61-65 Yrs		66-70 Yrs		71-75 Yrs		76-80 Yrs		> 80 Yrs		Total	
	M	F	M	F	M	F	M	F	M	F	M	F	M	F
ALADAR	0	0	0	0	0	0	0	0	0	0	0	0	0	0
CHANCHVEL	0	0	0	0	0	0	0	0	0	0	0	0	0	0
DENVA	0	0	0	1	0	0	0	0	0	0	0	0	0	1
GANDHAR	1	0	0	0	0	0	0	0	0	0	0	0	1	0
GANDHAR	0	0	0	0	0	0	0	0	0	0	0	0	0	0
MACHHASARA	1	0	0	0	0	0	0	0	0	0	0	0	1	0
MANGROL	1	1	0	0	0	0	0	0	0	0	0	0	1	1
MULLER	0	0	0	0	0	0	0	0	0	0	0	0	0	0
PALDI	0	0	0	0	0	0	0	0	0	0	0	0	0	0
ROSA TANKARIA	0	0	0	0	0	0	0	0	0	0	0	0	0	0
TRANKAL	0	0	0	0	0	0	0	1	0	0	0	0	0	1
Total	3	1	0	1	0	0	0	1	0	0	0	0	3	3
Percentage disability	0.7	0.2	0.0	0.4	0.0	0.0	0.0	1.3	0.0	0.0	0.0	0.0	0.3	0.3

Table-5.7: Disability related to Speaking in Elders

Village	55-60 yrs		61-65 Yrs		66-70 Yrs		71-75 Yrs		76-80 Yrs		> 80 Yrs		Total	
	M	F	M	F	M	F	M	F	M	F	M	F	M	F
ALADAR	0	0	0	0	0	0	0	0	0	0	0	0	0	0
CHANCHVEL	0	0	0	0	0	0	0	0	0	0	0	0	0	0
DENVA	0	0	0	0	0	0	0	0	0	0	0	0	0	0
GANDHAR	0	0	0	0	0	0	0	0	0	0	0	0	0	0
GANDHAR	0	0	0	0	0	0	0	0	0	0	0	0	0	0
MACHHASARA	0	0	0	0	0	0	0	0	0	0	0	1	0	1
MANGROL	0	0	0	0	0	0	0	0	0	0	0	0	0	0

Village	55-60 yrs		61-65 Yrs		66-70 Yrs		71-75 Yrs		76-80 Yrs		> 80 Yrs		Total	
	M	F	M	F	M	F	M	F	M	F	M	F	M	F
MULLER	0	0	0	0	0	0	0	0	0	0	0	0	0	0
PALDI	0	0	0	1	0	0	0	0	0	0	0	0	0	1
ROSA TANKARIA	0	0	0	0	0	0	0	0	0	0	1	0	1	0
TRANKAL	1	0	0	0	0	0	0	0	0	0	0	0	1	0
Total	1	0	0	1	0	0	0	0	0	0	1	1	2	2
Percentage disability	0.2	0.0	0.0	0.4	0.0	0.0	0.0	0.0	0.0	0.0	4.2	2.4	0.2	0.2

6. Habits in Elders: Unit- Ankleshwar (1316)

Table-6.1: Habits in Elders (Summary)

Site	Cigarettes		Beedi		Tobacco		Gutkha		Opium		Locally brewed		Foreign Liquor	
	M	F	M	F	M	F	M	F	M	F	M	F	M	F
ALADAR	2	0	29	1	7	0	0	4	0	0	3	0	0	0
CHANCHVEL	0	0	1	0	1	0	1	0	0	0	0	0	0	0
DENVA	7	0	47	3	2	1	4	4	0	0	20	0	4	1
GANDHAR	0	0	6	2	3	0	0	0	0	0	0	0	0	0
KESHWAN	0	0	5	5	0	5	0	0	0	0	0	0	0	0
MACHHASARA	0	0	0	1	0	1	0	0	0	0	0	0	0	0
MANGROL	0	0	32	7	2	4	3	5	0	0	1	0	0	0
MULLER	0	0	29	6	1	0	0	0	0	0	0	0	0	0
PALDI	0	0	22	3	2	0	1	3	0	0	0	0	0	0
ROSA TANKARIA	0	0	34	2	5	1	5	0	0	0	0	0	0	0
TRANKAL	0	0	21	3	1	2	0	0	0	0	0	0	0	0
TOTAL	9	0	226	33	24	14	14	16	0	0	24	0	4	1
%age with Total Elders	1.01	0.00	25.31	3.00	2.69	1.27	1.57	1.46	0.00	0.00	2.69	0.00	0.45	0.09

Villagewise Habits in Elders

Table-6.1: Cigarettes Smoking Elders

Site	Elders		%age	
	M	F	M	F
ALADAR	2	0	4.2	0.0
CHANCHVEL	0	0	0.0	0.0
DENVA	7	0	8.0	0.0
GANDHAR	0	0	0.0	0.0
KESHWAN	0	0	0.0	0.0
MACHHASARA	0	0	0.0	0.0
MANGROL	0	0	0.0	0.0
MULLER	0	0	0.0	0.0
PALDI	0	0	0.0	0.0
ROSA TANKARIA	0	0	0.0	0.0
TRANKAL	0	0	0.0	0.0
TOTAL	9	0	1.0	0.0

Table-6.2: Beedi Smoking Elders

Site	Elders		%age	
	M	F	M	F
ALADAR	29	1	60.4	1.9
CHANCHVEL	1	0	0.7	0.0
DENVA	47	3	53.4	2.2
GANDHAR	6	2	13.3	2.7
KESHWAN	5	5	14.7	5.6
MACHHASARA	0	1	0.0	0.6
MANGROL	32	7	37.2	7.4
MULLER	29	6	43.9	7.4
PALDI	22	3	43.1	5.2
ROSA TANKARIA	34	2	24.3	1.5
TRANKAL	21	3	40.4	5.2
TOTAL	205	30	23.0	2.7

Table-6.3: Tobacco Chewing Elders

Site	Elders		%age	
	M	F	M	F
ALADAR	7	0	14.6	0.0
CHANCHVEL	1	0	0.7	0.0
DENVA	2	1	2.3	0.7
GANDHAR	3	0	6.7	0.0
KESHWAN	0	5	0.0	5.6
MACHHASARA	0	1	0.0	0.6
MANGROL	2	4	2.3	4.3
MULLER	1	0	1.5	0.0
PALDI	2	0	3.9	0.0
ROSA TANKARIA	5	1	3.6	0.8
TRANKAL	1	2	1.9	3.4
TOTAL	24	14	2.7	1.3

Table-6.4: Gutkha Consuming Elders

Site	Elders		%age	
	M	F	M	F
ALADAR	0	4	0.0	7.4
CHANCHVEL	1	0	0.7	0.0
DENVA	4	4	4.5	3.0
GANDHAR	0	0	0.0	0.0
KESHWAN	0	0	0.0	0.0
MACHHASARA	0	0	0.0	0.0
MANGROL	3	5	3.5	5.3
MULLER	0	0	0.0	0.0
PALDI	1	3	2.0	5.2
ROSA TANKARIA	5	0	3.6	0.0
TRANKAL	0	0	0.0	0.0
TOTAL	14	16	1.6	1.5

Table-6.5: Opium Consuming Elders

Site	Elders		%age	
	M	F	M	F
ALADAR	0	0	0.0	0.0
CHANCHVEL	0	0	0.0	0.0
DENVA	0	0	0.0	0.0
GANDHAR	0	0	0.0	0.0
KESHWAN	0	0	0.0	0.0
MACHHASARA	0	0	0.0	0.0
MANGROL	0	0	0.0	0.0
MULLER	0	0	0.0	0.0
PALDI	0	0	0.0	0.0
ROSA TANKARIA	0	0	0.0	0.0
TRANKAL	0	0	0.0	0.0
TOTAL	0	0	0.0	0.0

Table-6.6: Elders consuming locally brewed Alcohol

Site	Elders		%age	
	M	F	M	F
ALADAR	3	0	6.3	0.0
CHANCHVEL	0	0	0.0	0.0
DENVA	20	0	22.7	0.0
GANDHAR	0	0	0.0	0.0
KESHWAN	0	0	0.0	0.0
MACHHASARA	0	0	0.0	0.0
MANGROL	1	0	1.2	0.0
MULLER	0	0	0.0	0.0
PALDI	0	0	0.0	0.0
ROSA TANKARIA	0	0	0.0	0.0
TRANKAL	0	0	0.0	0.0
TOTAL	24	0	2.7	0.0

Table-6.7: Elders consuming Foreign Liquor

Site	Elders		%age	
	M	F	M	F
ALADAR	0	0	0.0	0.0
CHANCHVEL	0	0	0.0	0.0
DENVA	4	1	4.5	0.7
GANDHAR	0	0	0.0	0.0
KESHWAN	0	0	0.0	0.0
MACHHASARA	0	0	0.0	0.0
MANGROL	0	0	0.0	0.0
MULLER	0	0	0.0	0.0
PALDI	0	0	0.0	0.0
ROSA TANKARIA	0	0	0.0	0.0
TRANKAL	0	0	0.0	0.0
TOTAL	4	1	0.4	0.1

7. Diseases in Elders: Unit- Ankleshwar (1316)

Table-7.1: Diseases in Elders (Summary)

Site	Diabetes		Allergies		Asthma		Heart Problem		Tuber-culosis		Hyper-tension		Joint Pain		Ulcer	
	M	F	M	F	M	F	M	F	M	F	M	F	M	F	M	F
ALADAR	1	0	3	0	14	3	0	2	0	0	3	4	8	10	0	2
CHANCHVEL	2	3	4	0	0	1	1	0	2	1	7	5	5	5	1	0
DENVA	6	8	2	2	34	27	6	3	1	0	13	26	55	105	2	2
GANDHAR	3	2	0	1	8	8	1	1	0	0	2	0	13	28	1	0
KESHWAN	6	8	1	5	10	23	0	0	0	1	13	28	0	4	0	0
MACHHASARA	12	6	2	0	1	0	2	1	1	1	19	23	56	84	2	0
MANGROL	5	5	2	4	17	16	2	1	0	0	11	19	77	89	0	0
MULLER	0	0	0	0	0	0	0	1	0	0	0	4	11	39	0	0
PALDI	0	1	0	0	9	4	1	0	0	0	0	1	10	9	0	0
ROSA TANKARIA	5	13	3	5	21	21	4	2	2	1	17	27	37	66	1	1
TRANKAL	2	1	1	0	6	3	1	1	0	0	3	8	8	9	0	0
Total	42	47	18	17	120	106	18	12	6	4	88	145	280	448	7	5
%age with Total	4.7	4.3	2.0	1.5	13.4	9.6	2.0	1.1	0.7	0.4	9.9	13.2	31.4	40.8	0.8	0.5

Villagewise Diseases in Elders

Table-7.2: Elders suffering from Diabetes

Site	Male	Female	%M	%F
ALADAR	1	0	2.08	0.00
CHANCHVEL	2	3	1.47	2.13
DENVA	6	8	6.82	5.97
GANDHAR	3	2	6.67	2.67
KESHWAN	6	8	17.65	8.89
MACHHASARA	12	6	8.16	3.31
MANGROL	5	5	5.81	5.32
MULLER	0	0	0.00	0.00
PALDI	0	1	0.00	1.72
ROSA TANKARIA	5	13	3.57	9.77
TRANKAL	2	1	3.85	1.72
Total	42	47	4.70	4.28

Table-7.3: Elders suffering from Allergies

Site	Male	Female	%M	%F
ALADAR	3	0	6.25	0.00
CHANCHVEL	4	0	2.94	0.00
DENVA	2	2	2.27	1.49
GANDHAR	0	1	0.00	1.33
KESHWAN	1	5	2.94	5.56
MACHHASARA	2	0	1.36	0.00
MANGROL	2	4	2.33	4.26
MULLER	0	0	0.00	0.00
PALDI	0	0	0.00	0.00
ROSA TANKARIA	3	5	2.14	3.76
TRANKAL	1	0	1.92	0.00
Total	18	17	2.02	1.55

Table-7.4: Elders suffering from Asthma

Site	Male	Female	%M	%F
ALADAR	14	3	29.17	5.56
CHANCHVEL	0	1	0.00	0.71
DENVA	34	27	38.64	20.15
GANDHAR	8	8	17.78	10.67
KESHWAN	10	23	29.41	25.56
MACHHASARA	1	0	0.68	0.00
MANGROL	17	16	19.77	17.02
MULLER	0	0	0.00	0.00
PALDI	9	4	17.65	6.90
ROSA TANKARIA	21	21	15.00	15.79
TRANKAL	6	3	11.54	5.17
Total	120	106	13.44	9.65

Table-7.5: Elders suffering from Heart Problem

Site	Male	Female	%M	%F
ALADAR	0	2	0.00	3.70
CHANCHVEL	1	0	0.74	0.00
DENVA	6	3	6.82	2.24
GANDHAR	1	1	2.22	1.33
KESHWAN	0	0	0.00	0.00
MACHHASARA	2	1	1.36	0.55
MANGROL	2	1	2.33	1.06
MULLER	0	1	0.00	1.23
PALDI	1	0	1.96	0.00
ROSA TANKARIA	4	2	2.86	1.50
TRANKAL	1	1	1.92	1.72
Total	18	12	2.02	1.09

Table-7.6: Elders suffering from Tuberculosis

Site	Male	Female	%M	%F
ALADAR	0	0	0.00	0.00
CHANCHVEL	2	1	1.47	0.71
DENVA	1	0	1.14	0.00
GANDHAR	0	0	0.00	0.00
KESHWAN	0	1	0.00	1.11
MACHHASARA	1	1	0.68	0.55
MANGROL	0	0	0.00	0.00
MULLER	0	0	0.00	0.00
PALDI	0	0	0.00	0.00
ROSA TANKARIA	2	1	1.43	0.75
TRANKAL	0	0	0.00	0.00
Total	6	4	0.67	0.36

Table-7.7: Elders suffering from Hypertension

Site	Male	Female	%M	%F
ALADAR	3	4	6.25	7.41
CHANCHVEL	7	5	5.15	3.55
DENVA	13	26	14.77	19.40
GANDHAR	2	0	4.44	0.00
KESHWAN	13	28	38.24	31.11
MACHHASARA	19	23	12.93	12.71
MANGROL	11	19	12.79	20.21
MULLER	0	4	0.00	4.94
PALDI	0	1	0.00	1.72
ROSA TANKARIA	17	27	12.14	20.30
TRANKAL	3	8	5.77	13.79
Total	88	145	9.85	13.19

Table-7.8: Elders suffering from Joint Pain

Site	Male	Female	%M	%F
ALADAR	8	10	16.67	18.52
CHANCHVEL	5	5	3.68	3.55
DENVA	55	105	62.50	78.36
GANDHAR	13	28	28.89	37.33
KESHWAN	0	4	0.00	4.44
MACHHASARA	56	84	38.10	46.41
MANGROL	77	89	89.53	94.68
MULLER	11	39	16.67	48.15
PALDI	10	9	19.61	15.52
ROSA TANKARIA	37	66	26.43	49.62
TRANKAL	8	9	15.38	15.52
Total	280	448	31.35	40.76

Table-7.9: Elders suffering from Ulcer

Site	Male	Female	%M	%F
ALADAR	0	2	0.00	3.70
CHANCHVEL	1	0	0.74	0.00
DENVA	2	2	2.27	1.49
GANDHAR	1	0	2.22	0.00
KESHWAN	0	0	0.00	0.00
MACHHASARA	2	0	1.36	0.00
MANGROL	0	0	0.00	0.00
MULLER	0	0	0.00	0.00
PALDI	0	0	0.00	0.00
ROSA TANKARIA	1	1	0.71	0.75
TRANKAL	0	0	0.00	0.00
Total	7	5	0.78	0.45

8. Monthly Income of families – Unit- Ankleshwar (1316)

Income Range	Families	%age
Income not Recorded	143	
<=1500	342	27.8
1501-2000	212	17.2
2001-5000	543	44.2
5001-10000	112	9.1
10001-20000	17	1.4
20001-50000	3	0.2
>50000	0	0.00
Total	1229	
Total HHs Surveyed	1372	

