



A JOINT INITIATIVE OF HELPAGE INDIA AND ONGC

# Varishthajana Swasthya Sewa Abhiyan

MOBILE HEALTHCARE PROGRAMME FOR THE AGED IN 20 LOCATIONS ACROSS INDIA



## Analysis & Findings of Baseline Survey Conducted for implementation of Mobile Health Care Programme for the Aged in Operational Area of Gelakey MMU under ONGC Assam Asset Gelakey Area

Project Implemented by

**HelpAge India** | Fighting isolation,  
poverty, neglect

Study conducted by

**Four x 4**  
Empowering People

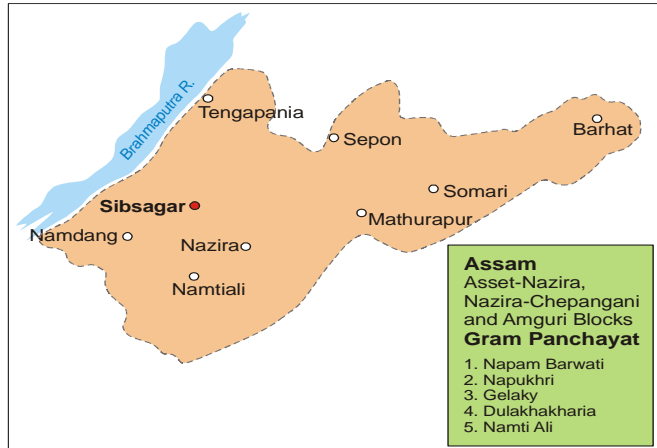


## Analysis & Findings of Baseline Survey Conducted for implementation of Mobile Health Care Programme for the Aged

### Unit: Gelakey (MMU MIS Location Code: 1308)

#### Background

ONGC’s Assam Asset is located in Nazira in Sibsagar District. Its operational areas are spread over vast areas of the District. One of these areas is Gelakey and under this unit the proposed MMU operations fall under Amguri & Nazira-Chepangani blocks. After villages were identified in consultation with ONGC senior officials, survey was accordingly organized to locate all households with elders.



#### Demography

Out of the total 3269 surveyed households, almost 70.2% belonged to the Below Poverty Line (BPL) category and 29.8% belonged to the Above Poverty Line (APL) category. Out of the total members found in the surveyed households a total percentage of more than 35.5% are elders. Elder males (36%) are marginally more than elder females (35.2%). For details please see Table No. 1.1 and 2.1.

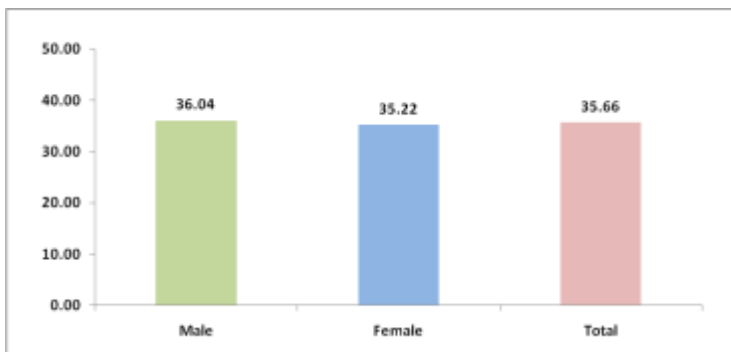


Figure-1: Percentage of Elders in the Surveyed Households

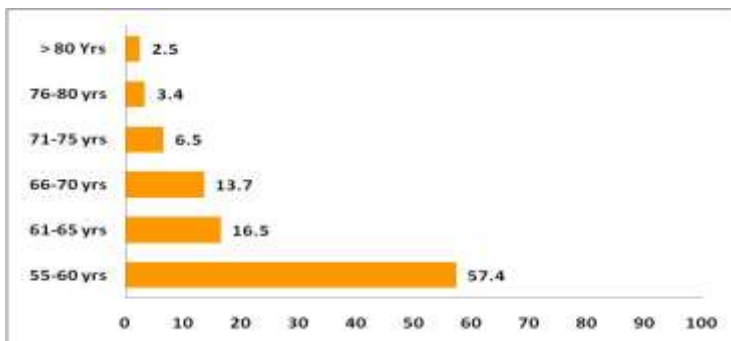


Figure-2: Percentage of Elders in Various Age Groups

While looking at data on percentage of elders in various age groups it becomes clear that as the age increases lesser and lesser elderly persons remain alive. The rate of decrease is lesser as the age group increases.

### Educational Status of Elders

Available data on educational status reveal that half of the elders are illiterates (50%). Among the rest, literates constitute almost 41.5% followed distantly by more than 5% matriculates. Intermediate and Graduates are more than 1.5%. All other categories are insignificant in percentage terms. Details are available in Table 3.1 to Table 3.8.

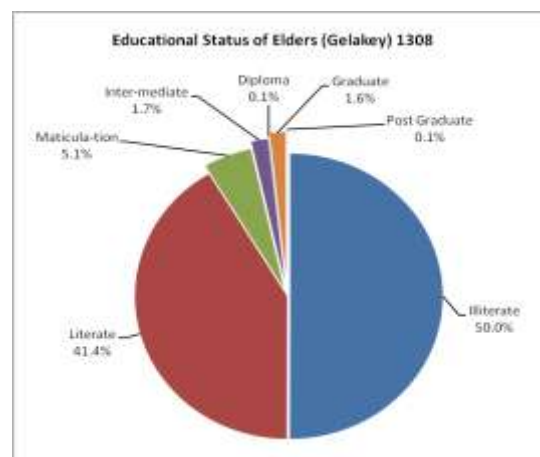


Figure-3: Educational Achievements among Elders

### Working & Non-working Elders

More than 55% of the elderly persons don't work. Among the working elders, working elder men are way higher to working elder women in percentage terms. Among non-working elders percentage of women are much higher than that of non-working men. Working and men and women were found across all age groups. Details are available in Table 4.1 and Table 4.2.

### Disability

Out of the total elders, 1.38% elders have disability of some kind or the other. All categories were reported below 0.5% level. Further details are available in Table 5.1 to Table 5.7.

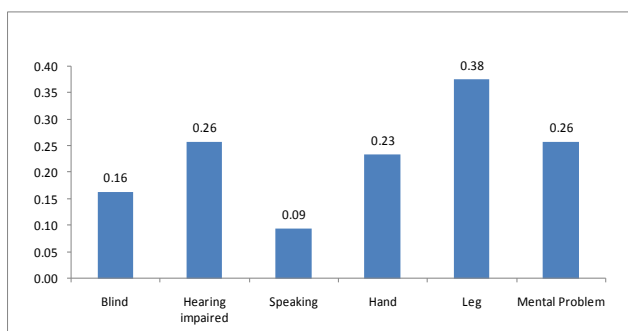


Figure-4: Disability in Elders

### Habits among Elders

More than 23% of all elders have not reported consumption of one intoxicant or the other. Out of all elders consuming intoxicants, highest percentage of them is consuming Gutkha (40.5%). Consuming Tobacco was reported at 14.25% and locally brewed alcohol at 13%. Beedi smoking is at 6.41% and cigarettes at more than 1.5%. Other two habits are reported below 1%.

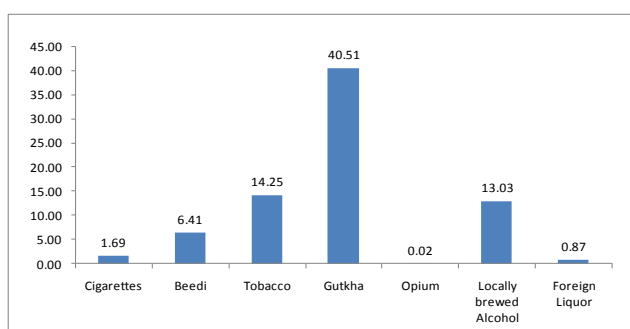


Figure-5: Habits in Elders

### Disease Profile of Elders

Among the diseases reported by the surveyed elders, joint pain was reported by highest percentage of men and women (more than 54.5% men and more than 47% women) followed by hyper-tension (more than 36% for men and more than 31% for women), Ulcer (more than 7.5% men and 5% women), Asthma (more than 5% men and more than 4% women), and heart problem (almost 3% men and more than 4.5% women). Percentages for diabetes, allergies and tuberculosis are reported at much lesser levels. Percentage of women was found more than that of men only in case of heart problem. The picture is clear from the figure given below. Further details are available in Table 7.1 to Table 7.9.

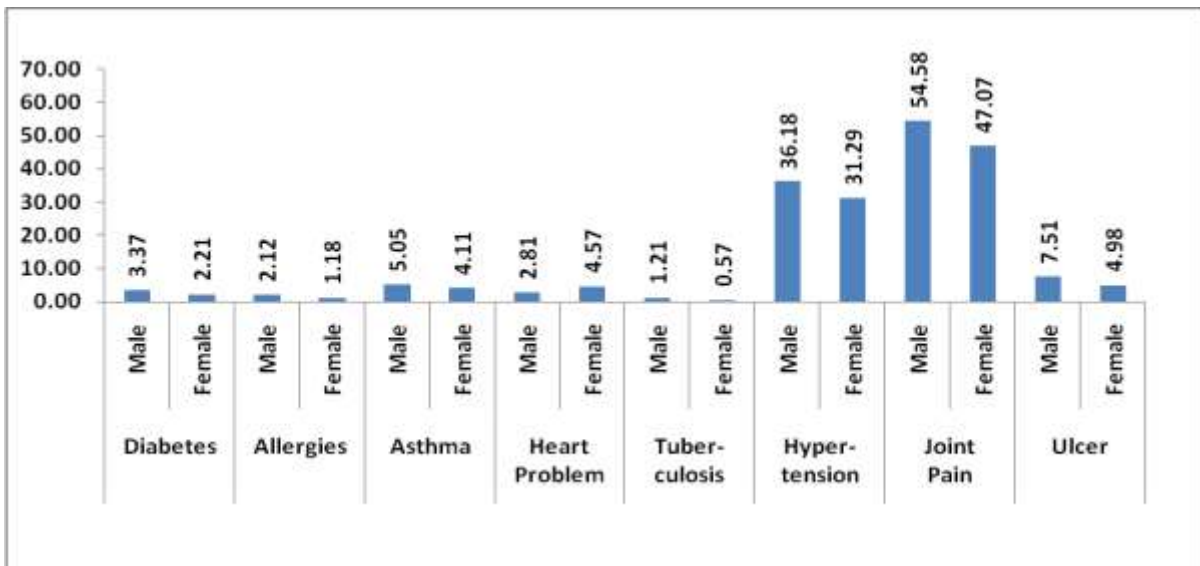


Figure-6: Disease Profile of Elders

Further details on all the aspects related to elders are available in the tables presented below.

Region: North-East	District: Sivasagar (Assam)
MMU MIS Location Code: 1308	Block/Mandal: Amguri & Nazira
Unit Name: Gelakey	
ONGC Asset: Gelakey (Assam)	No. of Identified Site(s): 5

## 1. Total elderly households: Gelakey (1308)

Table-1.1: Status of Total Elderly Households

Code	District	Unit	Site/ Village	Family Status			Caste wise Family Distribution					
				BPL	APL	Total	Gen	SC	ST	OBC	Other	Total
1308	Sibsagar	Nazira	Dhulakhakharia	380	261	641	303	1	0	309	28	641
1308	Sibsagar	Nazira	Gelakey	510	18	528	23	22	5	116	362	528
1308	Sibsagar	Nazira	Na Pukhuri	412	96	508	16	12	0	311	169	508
1308	Sibsagar	Amguri	Namti Ali	547	289	836	338	5	0	448	45	836
1308	Sibsagar	Nazira	Napam Barwati	445	311	756	130	10	4	333	279	756
			<b>TOTAL</b>	<b>2294</b>	<b>975</b>	<b>3269</b>	<b>810</b>	<b>50</b>	<b>9</b>	<b>1517</b>	<b>883</b>	<b>3269</b>
			Percentage	70.2	29.8	100	24.8	1.5	0.3	46.4	27.0	100

Total HHs Surveyed - 3270

Non-Elder Households - 1

## 2. Overview of Family Members: Gelakey (1308)

Table-2.1: Overall Family Members

Family Members	Male	Female	Total
Elder Members >=55 yrs	2316	1946	4262
Other Members (all <=54 yrs)	4110	3579	7689
<b>Total Members</b>	<b>6426</b>	<b>5525</b>	<b>11951</b>
Percentage of Elder members	36.0%	35.2%	35.7%

Table-2.2: Sitewise status of Elders by Age group

Site	Elders 55-60 yrs		Elders 61-65 yrs		Elders 66-70 yrs		Elders 71-75 yrs		Elders 76-80 yrs		Elders Above 80 Yrs	
	M	F	M	F	M	F	M	F	M	F	M	F
Dhulakhakharia	210	222	77	73	65	41	51	16	22	20	22	24
Gelakey	289	222	44	33	26	17	15	18	6	8	1	0
Na Pukhuri	212	184	52	26	61	47	22	7	9	6	3	3
Namti Ali	301	294	123	111	88	93	40	48	27	17	15	17
Napam Barwati	289	222	89	74	89	58	39	22	19	10	10	13
<b>Total</b>	<b>1301</b>	<b>1144</b>	<b>385</b>	<b>317</b>	<b>329</b>	<b>256</b>	<b>167</b>	<b>111</b>	<b>83</b>	<b>61</b>	<b>51</b>	<b>57</b>
Percentage	56.2	58.8	16.6	16.3	14.2	13.2	7.2	5.7	3.6	3.1	2.2	2.9

Table-2.3: Total Elders by Age group

Total Elders by Age	Elders 55-60 yrs	Elders 61-65 yrs	Elders 66-70 yrs	Elders 71-75 yrs	Elders 76-80 yrs	Elders above 80 Yrs	Total Elders
Total Elders by Age	2445	702	585	278	144	108	4262
%age Elder by Age	57.4	16.5	13.7	6.5	3.4	2.5	100.0

### 3. Educational Status of Elders: Unit – Gelakey (1308)

**Table-3.1: Summary of Educational Status of Elders**

Site	Illiterate	Literate	Maticulation	Inter-mediate	Diploma	Graduate	Post Graduate
Dhulakhakharia	334	453	35	13	0	8	0
Gelakey	558	107	9	4	1	0	0
Na Pukhuri	500	111	11	9	0	1	0
Namti Ali	343	658	104	25	2	39	3
Napam Barwati	398	434	58	23	0	21	0
<b>Total</b>	<b>2133</b>	<b>1763</b>	<b>217</b>	<b>74</b>	<b>3</b>	<b>69</b>	<b>3</b>
<b>%with total Elders</b>	<b>50.0</b>	<b>41.4</b>	<b>5.1</b>	<b>1.7</b>	<b>0.1</b>	<b>1.6</b>	<b>0.1</b>

#### Sitewise Educational Status of Elders under age category

**Table-3.2: Illiterate Elders**

Site	Elders 55-60 yrs		Elders 61-65 Yrs		Elders 66-70 Yrs		Elders 71-75 Yrs		Elders 76-80 Yrs		Elders above 80 Yrs		Total Elders	
	M	F	M	F	M	F	M	F	M	F	M	F	M	F
Dhulakhakharia	37	104	13	46	19	30	15	14	11	17	8	20	103	231
Gelakey	217	203	27	32	21	15	14	18	3	7	1	0	283	275
Na Pukhuri	152	155	44	21	47	40	17	7	6	6	2	3	268	232
Namti Ali	36	77	22	45	31	57	11	25	9	12	7	11	116	227
Napam Barwati	78	112	34	45	35	37	15	14	13	5	2	8	177	221
<b>Total</b>	<b>520</b>	<b>651</b>	<b>140</b>	<b>189</b>	<b>153</b>	<b>179</b>	<b>72</b>	<b>78</b>	<b>42</b>	<b>47</b>	<b>20</b>	<b>42</b>	<b>947</b>	<b>1186</b>
<b>%age</b>	<b>40.0</b>	<b>56.9</b>	<b>36.4</b>	<b>59.6</b>	<b>46.5</b>	<b>69.9</b>	<b>43.1</b>	<b>70.3</b>	<b>50.6</b>	<b>77.0</b>	<b>39.2</b>	<b>73.7</b>	<b>40.9</b>	<b>60.9</b>

**Table-3.3: Literate Elders**

Site	Elders 55-60 yrs		Elders 61-65 Yrs		Elders 66-70 Yrs		Elders 71-75 Yrs		Elders 76-80 Yrs		Elders above 80 Yrs		Total Elders	
	M	F	M	F	M	F	M	F	M	F	M	F	M	F
Dhulakhakharia	151	109	57	27	35	11	33	2	10	3	11	4	297	156
Gelakey	67	17	12	1	4	2	1	0	2	1	0	0	86	21
Na Pukhuri	49	28	6	4	11	7	3	0	2	0	1	0	72	39
Namti Ali	196	182	71	57	40	35	23	21	14	5	8	6	352	306
Napam Barwati	153	103	42	27	43	21	16	8	4	5	7	5	265	169
<b>Total</b>	<b>616</b>	<b>439</b>	<b>188</b>	<b>116</b>	<b>133</b>	<b>76</b>	<b>76</b>	<b>31</b>	<b>32</b>	<b>14</b>	<b>27</b>	<b>15</b>	<b>1072</b>	<b>691</b>
<b>%age</b>	<b>47.3</b>	<b>38.4</b>	<b>48.8</b>	<b>36.6</b>	<b>40.4</b>	<b>29.7</b>	<b>45.5</b>	<b>27.9</b>	<b>38.6</b>	<b>23.0</b>	<b>52.9</b>	<b>26.3</b>	<b>46.3</b>	<b>35.5</b>

**Table-3.4: Elders with Matriculation**

Site	Elders 55-60 yrs		Elders 61-65 Yrs		Elders 66-70 Yrs		Elders 71-75 Yrs		Elders 76-80 Yrs		Elders above 80 Yrs		Total Elders	
	M	F	M	F	M	F	M	F	M	F	M	F	M	F
Dhulakhakharia	11	7	5	0	6	0	3	0	1	0	2	0	28	7
Gelakey	3	2	3	0	0	0	0	0	1	0	0	0	7	2
Na Pukhuri	6	1	1	1	1	0	0	0	1	0	0	0	9	2
Namti Ali	48	22	16	4	6	1	3	1	3	0	0	0	76	28
Napam Barwati	31	3	10	2	6	0	4	0	1	0	1	0	53	5
<b>Total</b>	<b>99</b>	<b>35</b>	<b>35</b>	<b>7</b>	<b>19</b>	<b>1</b>	<b>10</b>	<b>1</b>	<b>7</b>	<b>0</b>	<b>3</b>	<b>0</b>	<b>173</b>	<b>44</b>
<b>%age</b>	<b>7.6</b>	<b>3.1</b>	<b>9.1</b>	<b>2.2</b>	<b>5.8</b>	<b>0.4</b>	<b>6.0</b>	<b>0.9</b>	<b>8.4</b>	<b>0.0</b>	<b>5.9</b>	<b>0.0</b>	<b>7.5</b>	<b>2.3</b>

**Table-3.5: Elders with Intermediate**

Site	Elders 55-60 yrs		Elders 61-65 Yrs		Elders 66-70 Yrs		Elders 71-75 Yrs		Elders 76-80 Yrs		Elders above 80 Yrs		Total Elders	
	M	F	M	F	M	F	M	F	M	F	M	F	M	F
Dhulakhakharia	9	0	1	0	3	0	0	0	0	0	0	0	13	0
Gelakey	1	0	2	0	1	0	0	0	0	0	0	0	4	0
Na Pukhuri	5	0	1	0	2	0	1	0	0	0	0	0	9	0
Namti Ali	8	4	6	1	4	0	1	1	0	0	0	0	19	6
Napam Barwati	16	2	1	0	2	0	1	0	1	0	0	0	21	2
<b>Total</b>	<b>39</b>	<b>6</b>	<b>11</b>	<b>1</b>	<b>12</b>	<b>0</b>	<b>3</b>	<b>1</b>	<b>1</b>	<b>0</b>	<b>0</b>	<b>0</b>	<b>66</b>	<b>8</b>
<b>%age</b>	<b>3.0</b>	<b>0.5</b>	<b>2.9</b>	<b>0.3</b>	<b>3.6</b>	<b>0.0</b>	<b>1.8</b>	<b>0.9</b>	<b>1.2</b>	<b>0.0</b>	<b>0.0</b>	<b>0.0</b>	<b>2.8</b>	<b>0.4</b>

**Table-3.6: Elders with Graduation**

Site	Elders 55-60 yrs		Elders 61-65 Yrs		Elders 66-70 Yrs		Elders 71-75 Yrs		Elders 76-80 Yrs		Elders above 80 Yrs		Total Elders	
	M	F	M	F	M	F	M	F	M	F	M	F	M	F
Dhulakhakharia	2	2	1	0	2	0	0	0	0	0	1	0	6	2
Gelakey	0	0	0	0	0	0	0	0	0	0	0	0	0	0
Na Pukhuri	0	0	0	0	0	0	1	0	0	0	0	0	1	0
Namti Ali	11	9	6	4	6	0	2	0	1	0	0	0	26	13
Napam Barwati	11	2	2	0	3	0	3	0	0	0	0	0	19	2
<b>Total</b>	<b>24</b>	<b>13</b>	<b>9</b>	<b>4</b>	<b>11</b>	<b>0</b>	<b>6</b>	<b>0</b>	<b>1</b>	<b>0</b>	<b>1</b>	<b>0</b>	<b>52</b>	<b>17</b>
<b>%age</b>	<b>1.8</b>	<b>1.1</b>	<b>2.3</b>	<b>1.3</b>	<b>3.3</b>	<b>0.0</b>	<b>3.6</b>	<b>0.0</b>	<b>1.2</b>	<b>0.0</b>	<b>2.0</b>	<b>0.0</b>	<b>2.2</b>	<b>0.9</b>

**Table-3.7: Elders with Post-Graduation**

Site	Elders 55-60 yrs		Elders 61-65 Yrs		Elders 66-70 Yrs		Elders 71-75 Yrs		Elders 76-80 Yrs		Elders above 80 Yrs		Total Elders	
	M	F	M	F	M	F	M	F	M	F	M	F	M	F
Dhulakhakharia	0	0	0	0	0	0	0	0	0	0	0	0	0	0
Gelakey	0	0	0	0	0	0	0	0	0	0	0	0	0	0
Na Pukhuri	0	0	0	0	0	0	0	0	0	0	0	0	0	0
Namti Ali	2	0	1	0	0	0	0	0	0	0	0	0	3	0
Napam Barwati	0	0	0	0	0	0	0	0	0	0	0	0	0	0
<b>Total</b>	<b>2</b>	<b>0</b>	<b>1</b>	<b>0</b>	<b>0</b>	<b>0</b>	<b>0</b>	<b>0</b>	<b>0</b>	<b>0</b>	<b>0</b>	<b>0</b>	<b>3</b>	<b>0</b>
<b>%age</b>	<b>0.2</b>	<b>0.0</b>	<b>0.3</b>	<b>0.0</b>	<b>0.0</b>	<b>0.0</b>	<b>0.0</b>	<b>0.0</b>	<b>0.0</b>	<b>0.0</b>	<b>0.0</b>	<b>0.0</b>	<b>0.1</b>	<b>0.0</b>

**Table-3.8: Elders with Diploma**

Site	Elders 55-60 yrs		Elders 61-65 Yrs		Elders 66-70 Yrs		Elders 71-75 Yrs		Elders 76-80 Yrs		Elders above 80 Yrs		Total Elders	
	M	F	M	F	M	F	M	F	M	F	M	F	M	F
Dhulakhakharia	0	0	0	0	0	0	0	0	0	0	0	0	0	0
Gelakey	1	0	0	0	0	0	0	0	0	0	0	0	1	0
Na Pukhuri	0	0	0	0	0	0	0	0	0	0	0	0	0	0
Namti Ali	0	0	1	0	1	0	0	0	0	0	0	0	2	0
Napam Barwati	0	0	0	0	0	0	0	0	0	0	0	0	0	0
<b>Total</b>	<b>1</b>	<b>0</b>	<b>1</b>	<b>0</b>	<b>1</b>	<b>0</b>	<b>0</b>	<b>0</b>	<b>0</b>	<b>0</b>	<b>0</b>	<b>0</b>	<b>3</b>	<b>0</b>
<b>%age</b>	<b>0.1</b>	<b>0.0</b>	<b>0.3</b>	<b>0.0</b>	<b>0.3</b>	<b>0.0</b>	<b>0.0</b>	<b>0.0</b>	<b>0.0</b>	<b>0.0</b>	<b>0.0</b>	<b>0.0</b>	<b>0.1</b>	<b>0.0</b>

#### 4. Occupation of Elder Members: Unit – Gelakey (1308)

**Table-4.1: Elders Category who are Not Economically Active**

Category	Elders 55-60 yrs		Elders 61-65 yrs		Elders 66-70 yrs		Elders 71-75 yrs		Elders 76-80 yrs		Elders above 80 Yrs	
	M	F	M	F	M	F	M	F	M	F	M	F
Nil	224	315	138	163	141	161	99	82	52	49	30	49
House wife	0	550	0	119	0	69	0	19	0	6	0	5
Pensioner	5	5	23	4	8	6	9	1	4	1	4	1
Others	3	1	0	0	0	0	0	0	0	0	0	0
<b>Total</b>	<b>232</b>	<b>871</b>	<b>161</b>	<b>287</b>	<b>149</b>	<b>236</b>	<b>108</b>	<b>102</b>	<b>56</b>	<b>56</b>	<b>34</b>	<b>55</b>
<b>%age</b>	<b>17.8</b>	<b>76.1</b>	<b>41.8</b>	<b>90.5</b>	<b>45.3</b>	<b>92.2</b>	<b>64.7</b>	<b>91.9</b>	<b>67.5</b>	<b>91.8</b>	<b>66.7</b>	<b>96.5</b>



**Table-4.2: Working Elders**

Category	Elders 55-60 yrs		Elders 61-65 yrs		Elders 66-70 yrs		Elders 71-75 yrs		Elders 76-80 yrs		Elders above 80 Yrs	
	M	F	M	F	M	F	M	F	M	F	M	F
Daily wage	396	186	47	12	35	9	15	3	4	2	0	0
Business	111	8	28	4	15	2	7	0	2	0	2	0
Service	154	30	25	8	20	4	1	2	2	0	2	0
Farmers	405	48	123	6	110	5	34	4	19	3	13	2
Artisans	2	1	1	0	0	0	2	0	0	0	0	0
<b>Total</b>	<b>1068</b>	<b>273</b>	<b>224</b>	<b>30</b>	<b>180</b>	<b>20</b>	<b>59</b>	<b>9</b>	<b>27</b>	<b>5</b>	<b>17</b>	<b>2</b>
<b>%age</b>	<b>82.1</b>	<b>23.9</b>	<b>58.2</b>	<b>9.5</b>	<b>54.7</b>	<b>7.8</b>	<b>35.3</b>	<b>8.1</b>	<b>32.5</b>	<b>8.2</b>	<b>33.3</b>	<b>3.5</b>

## 5. Type of Disabilities in Elders: Unit: Gelakey (1308)

**Table-5.1: Disabilities in Elders (Summary)**

Disability in Elders	Blind	Hearing impaired	Speaking	Hand	Leg	Mental Problem	Others
Dhulakhakharia	7	8	2	10	8	5	0
Gelakey	0	0	0	0	0	0	0
Na Pukhuri	0	0	0	0	0	0	0
Namti Ali	0	2	2	0	7	3	0
Napam Barwati	0	1	0	0	1	3	0
<b>Total</b>	<b>7</b>	<b>11</b>	<b>4</b>	<b>10</b>	<b>16</b>	<b>11</b>	<b>0</b>
<b>%age with Total Elders</b>	<b>0.2</b>	<b>0.3</b>	<b>0.1</b>	<b>0.2</b>	<b>0.4</b>	<b>0.3</b>	<b>0.0</b>

### Villagewise disability in Elders with Age category

**Table-5.2: Disability related to Hand in Elders**

Village	55-60 yrs		61-65 Yrs		66-70 Yrs		71-75 Yrs		76-80 Yrs		> 80 Yrs		Total	
	M	F	M	F	M	F	M	F	M	F	M	F	M	F
Dhulakhakharia	2	1	0	3	2	0	1	0	0	1	0	0	5	5
Gelakey	0	0	0	0	0	0	0	0	0	0	0	0	0	0
Na Pukhuri	0	0	0	0	0	0	0	0	0	0	0	0	0	0
Namti Ali	0	0	0	0	0	0	0	0	0	0	0	0	0	0
Napam Barwati	0	0	0	0	0	0	0	0	0	0	0	0	0	0
<b>Total</b>	<b>2</b>	<b>1</b>	<b>0</b>	<b>3</b>	<b>2</b>	<b>0</b>	<b>1</b>	<b>0</b>	<b>0</b>	<b>1</b>	<b>0</b>	<b>0</b>	<b>5</b>	<b>5</b>
<b>Percentage disability</b>	<b>0.2</b>	<b>0.1</b>	<b>0.0</b>	<b>0.9</b>	<b>0.6</b>	<b>0.0</b>	<b>0.6</b>	<b>0.0</b>	<b>0.0</b>	<b>1.6</b>	<b>0.0</b>	<b>0.0</b>	<b>0.2</b>	<b>0.3</b>

**Table-5.3: Blindness among Elders**

Village	55-60 yrs		61-65 Yrs		66-70 Yrs		71-75 Yrs		76-80 Yrs		> 80 Yrs		Total	
	M	F	M	F	M	F	M	F	M	F	M	F	M	F
Dhulakhakharia	1	2	0	1	0	0	1	0	0	1	0	1	2	5
Gelakey	0	0	0	0	0	0	0	0	0	0	0	0	0	0
Na Pukhuri	0	0	0	0	0	0	0	0	0	0	0	0	0	0
Namti Ali	0	0	0	0	0	0	0	0	0	0	0	0	0	0
Napam Barwati	0	0	0	0	0	0	0	0	0	0	0	0	0	0
<b>Total</b>	<b>1</b>	<b>2</b>	<b>0</b>	<b>1</b>	<b>0</b>	<b>0</b>	<b>1</b>	<b>0</b>	<b>0</b>	<b>1</b>	<b>0</b>	<b>1</b>	<b>2</b>	<b>5</b>
<b>Percentage disability</b>	<b>0.1</b>	<b>0.2</b>	<b>0.0</b>	<b>0.3</b>	<b>0.0</b>	<b>0.0</b>	<b>0.6</b>	<b>0.0</b>	<b>0.0</b>	<b>1.6</b>	<b>0.0</b>	<b>1.8</b>	<b>0.1</b>	<b>0.3</b>

**Table-5.4: Disability related to Hearing impaired in Elders**

Village	55-60 yrs		61-65 Yrs		66-70 Yrs		71-75 Yrs		76-80 Yrs		> 80 Yrs		Total	
	M	F	M	F	M	F	M	F	M	F	M	F	M	F
Dhulakhakharia	2	0	1	1	0	0	0	0	0	1	1	2	4	4
Gelakey	0	0	0	0	0	0	0	0	0	0	0	0	0	0
Na Pukhuri	0	0	0	0	0	0	0	0	0	0	0	0	0	0
Namti Ali	1	0	0	0	1	0	0	0	0	0	0	0	2	0
Napam Barwati	0	0	0	0	1	0	0	0	0	0	0	0	1	0
<b>Total</b>	<b>3</b>	<b>0</b>	<b>1</b>	<b>1</b>	<b>2</b>	<b>0</b>	<b>0</b>	<b>0</b>	<b>0</b>	<b>1</b>	<b>1</b>	<b>2</b>	<b>7</b>	<b>4</b>
<b>Percentage disability</b>	<b>0.2</b>	<b>0.0</b>	<b>0.3</b>	<b>0.3</b>	<b>0.6</b>	<b>0.0</b>	<b>0.0</b>	<b>0.0</b>	<b>0.0</b>	<b>1.6</b>	<b>2.0</b>	<b>3.5</b>	<b>0.3</b>	<b>0.2</b>

**Table-5.5: Disability related to Leg in Elders**

Village	55-60 yrs		61-65 Yrs		66-70 Yrs		71-75 Yrs		76-80 Yrs		> 80 Yrs		Total	
	M	F	M	F	M	F	M	F	M	F	M	F	M	F
Dhulakhakharia	3	2	0	3	0	0	0	0	0	0	0	0	3	5
Gelakey	0	0	0	0	0	0	0	0	0	0	0	0	0	0
Na Pukhuri	0	0	0	0	0	0	0	0	0	0	0	0	0	0
Namti Ali	2	1	0	2	0	1	0	0	0	0	1	0	3	4
Napam Barwati	0	0	0	0	1	0	0	0	0	0	0	0	1	0
<b>Total</b>	<b>5</b>	<b>3</b>	<b>0</b>	<b>5</b>	<b>1</b>	<b>1</b>	<b>0</b>	<b>0</b>	<b>0</b>	<b>0</b>	<b>1</b>	<b>0</b>	<b>7</b>	<b>9</b>
<b>Percentage disability</b>	<b>0.4</b>	<b>0.3</b>	<b>0.0</b>	<b>1.6</b>	<b>0.3</b>	<b>0.4</b>	<b>0.0</b>	<b>0.0</b>	<b>0.0</b>	<b>0.0</b>	<b>2.0</b>	<b>0.0</b>	<b>0.3</b>	<b>0.5</b>

**Table-5.6: Mental Disability in Elders**

Village	55-60 yrs		61-65 Yrs		66-70 Yrs		71-75 Yrs		76-80 Yrs		> 80 Yrs		Total	
	M	F	M	F	M	F	M	F	M	F	M	F	M	F
Dhulakhakharia	0	2	1	1	0	1	0	0	0	0	0	0	1	4
Gelakey	0	0	0	0	0	0	0	0	0	0	0	0	0	0
Na Pukhuri	0	0	0	0	0	0	0	0	0	0	0	0	0	0
Namti Ali	3	0	0	0	0	0	0	0	0	0	0	0	3	0
Napam Barwati	1	0	1	0	1	0	0	0	0	0	0	0	3	0
<b>Total</b>	<b>4</b>	<b>2</b>	<b>2</b>	<b>1</b>	<b>1</b>	<b>1</b>	<b>0</b>	<b>0</b>	<b>0</b>	<b>0</b>	<b>0</b>	<b>0</b>	<b>7</b>	<b>4</b>
<b>Percentage disability</b>	<b>0.3</b>	<b>0.2</b>	<b>0.5</b>	<b>0.3</b>	<b>0.3</b>	<b>0.4</b>	<b>0.0</b>	<b>0.0</b>	<b>0.0</b>	<b>0.0</b>	<b>0.0</b>	<b>0.0</b>	<b>0.3</b>	<b>0.2</b>

**Table-5.7: Disability related to Speaking in Elders**

Village	55-60 yrs		61-65 Yrs		66-70 Yrs		71-75 Yrs		76-80 Yrs		> 80 Yrs		Total	
	M	F	M	F	M	F	M	F	M	F	M	F	M	F
Dhulakhakharia	1	0	0	1	0	0	0	0	0	0	0	0	1	1
Gelakey	0	0	0	0	0	0	0	0	0	0	0	0	0	0
Na Pukhuri	0	0	0	0	0	0	0	0	0	0	0	0	0	0
Namti Ali	1	0	0	0	1	0	0	0	0	0	0	0	2	0
Napam Barwati	0	0	0	0	0	0	0	0	0	0	0	0	0	0
<b>Total</b>	<b>2</b>	<b>0</b>	<b>0</b>	<b>1</b>	<b>1</b>	<b>0</b>	<b>0</b>	<b>0</b>	<b>0</b>	<b>0</b>	<b>0</b>	<b>0</b>	<b>3</b>	<b>1</b>
<b>Percentage disability</b>	<b>0.2</b>	<b>0.0</b>	<b>0.0</b>	<b>0.3</b>	<b>0.3</b>	<b>0.0</b>	<b>0.0</b>	<b>0.0</b>	<b>0.0</b>	<b>0.0</b>	<b>0.0</b>	<b>0.0</b>	<b>0.1</b>	<b>0.1</b>

## 6. Habits in Elders: Unit: Gelakey (1308)

**Table-6.1: Habits in Elders (Summary)**

Site	Cigarettes		Beedi		Tobacco		Gutkha		Opium		Locally brewed		Foreign Liquor	
	M	F	M	F	M	F	M	F	M	F	M	F	M	F
Dhulakhakharia	22	0	50	5	50	1	55	43	0	0	46	5	1	0
Gelakey	8	0	117	7	168	131	249	197	1	0	145	86	6	0
Na Pukhuri	21	1	39	12	114	59	274	193	0	0	126	63	18	4
Namti Ali	11	4	2	1	4	4	259	213	0	0	13	4	5	1
Napam Barwati	5	0	33	7	64	12	137	106	0	0	60	7	2	0
<b>TOTAL</b>	<b>67</b>	<b>5</b>	<b>241</b>	<b>32</b>	<b>400</b>	<b>207</b>	<b>974</b>	<b>752</b>	<b>1</b>	<b>0</b>	<b>390</b>	<b>165</b>	<b>32</b>	<b>5</b>
<b>%age with total elders</b>	<b>2.89</b>	<b>0.26</b>	<b>10.41</b>	<b>1.64</b>	<b>17.27</b>	<b>10.64</b>	<b>42.06</b>	<b>38.64</b>	<b>0.04</b>	<b>0.00</b>	<b>16.84</b>	<b>8.48</b>	<b>1.38</b>	<b>0.26</b>

## Villagewise Habits in Elders

**Table-6.2: Cigarettes Smoking Elders**

Site	Elders		%age	
	M	F	M	F
Dhulakhakharia	22	0	4.9	0.0
Gelakey	8	0	2.1	0.0
Na Pukhuri	21	1	5.8	0.4
Namti Ali	11	4	1.9	0.7
Napam Barwati	5	0	0.9	0.0
<b>TOTAL</b>	<b>67</b>	<b>5</b>	<b>2.9</b>	<b>0.3</b>

**Table-6.2: Beedi Smoking Elders**

Site	Elders		%age	
	M	F	M	F
Dhulakhakharia	50	5	11.2	1.3
Gelakey	117	7	30.7	2.3
Na Pukhuri	39	12	10.9	4.4
Namti Ali	2	1	0.3	0.2
Napam Barwati	33	7	6.2	1.8
<b>TOTAL</b>	<b>241</b>	<b>32</b>	<b>10.4</b>	<b>1.6</b>

**Table-6.3: Tobacco Chewing Elders**

Site	Elders		%age	
	M	F	M	F
Dhulakhakharia	50	1	11.2	0.3
Gelakey	168	131	44.1	44.0
Na Pukhuri	114	59	31.8	21.6
Namti Ali	4	4	0.7	0.7
Napam Barwati	64	12	12.0	3.0
<b>TOTAL</b>	<b>400</b>	<b>207</b>	<b>17.3</b>	<b>10.6</b>

**Table-6.4: Gutkha Consuming Elders**

Site	Elders		%age	
	M	F	M	F
Dhulakhakharia	55	43	12.3	10.9
Gelakey	249	197	65.4	66.1
Na Pukhuri	274	193	76.3	70.7
Namti Ali	259	213	43.6	36.7
Napam Barwati	137	106	25.6	26.6
<b>TOTAL</b>	<b>974</b>	<b>752</b>	<b>42.1</b>	<b>38.6</b>

**Table-6.5: Opium Consuming Elders**

Site	Elders		%age	
	M	F	M	F
Dhulakhakharia	0	0	0.0	0.0
Gelakey	1	0	0.3	0.0
Na Pukhuri	0	0	0.0	0.0
Namti Ali	0	0	0.0	0.0
Napam Barwati	0	0	0.0	0.0
<b>TOTAL</b>	<b>1</b>	<b>0</b>	<b>0.0</b>	<b>0.0</b>

**Table-6.6: Elders consuming locally brewed Alcohol**

Site	Elders		%age	
	M	F	M	F
Dhulakhakharia	46	5	10.3	1.3
Gelakey	145	86	38.1	28.9
Na Pukhuri	126	63	35.1	23.1
Namti Ali	13	4	2.2	0.7
Napam Barwati	60	7	11.2	1.8
<b>TOTAL</b>	<b>390</b>	<b>165</b>	<b>16.8</b>	<b>8.5</b>

**Table-6.7: Elders consuming Foreign Liquor**

Site	Elders		%age	
	M	F	M	F
Dhulakhakharia	1	0	0.2	0.0
Gelakey	6	0	1.6	0.0
Na Pukhuri	18	4	5.0	1.5
Namti Ali	5	1	0.8	0.2
Napam Barwati	2	0	0.4	0.0
<b>TOTAL</b>	<b>32</b>	<b>5</b>	<b>1.4</b>	<b>0.3</b>

## 7. Diseases in Elders: Unit- Gelakey (1308)

**Table-7.1: Diseases in Elders (Summary)**

Site	Diabetes		Allergies		Asthma		Heart Problem		Tuber-culosis		Hyper-tension		Joint Pain		Ulcer	
	M	F	M	F	M	F	M	F	M	F	M	F	M	F	M	F
Dhulakhakharia	30	18	19	9	17	14	24	40	6	1	174	149	236	201	75	61
Gelakey	0	1	8	7	4	0	4	1	2	1	350	176	260	131	0	0
Na Pukhuri	14	14	8	0	70	46	8	5	16	5	127	111	279	174	59	15
Namti Ali	17	4	1	2	5	0	10	12	1	0	104	84	235	185	8	6
Napam Barwati	17	6	13	5	21	20	19	31	3	4	83	89	254	225	32	15
<b>Total</b>	<b>78</b>	<b>43</b>	<b>49</b>	<b>23</b>	<b>117</b>	<b>80</b>	<b>65</b>	<b>89</b>	<b>28</b>	<b>11</b>	<b>838</b>	<b>609</b>	<b>1264</b>	<b>916</b>	<b>174</b>	<b>97</b>
<b>%age to Total Elders</b>	<b>3.37</b>	<b>2.21</b>	<b>2.12</b>	<b>1.18</b>	<b>5.05</b>	<b>4.11</b>	<b>2.81</b>	<b>4.57</b>	<b>1.21</b>	<b>0.57</b>	<b>36.18</b>	<b>31.29</b>	<b>54.58</b>	<b>47.07</b>	<b>7.51</b>	<b>4.98</b>

### Villagewise Diseases in Elders

**Table-7.2: Elders suffering from Diabetes**

Site	Male	Female	%M	%F
Dhulakhakharia	30	18	6.71	4.55
Gelakey	0	1	0.00	0.34
Na Pukhuri	14	14	3.90	5.13
Namti Ali	17	4	2.86	0.69
Napam Barwati	17	6	3.18	1.50
<b>Total</b>	<b>78</b>	<b>43</b>	<b>3.37</b>	<b>2.21</b>

**Table-7.3: Elders suffering from Allergies**

Site	Male	Female	%M	%F
Dhulakhakharia	19	9	4.25	2.27
Gelakey	8	7	2.10	2.35
Na Pukhuri	8	0	2.23	0.00
Namti Ali	1	2	0.17	0.34
Napam Barwati	13	5	2.43	1.25
<b>Total</b>	<b>49</b>	<b>23</b>	<b>2.12</b>	<b>1.18</b>

**Table-7.4: Elders suffering from Asthma**

Site	Male	Female	%M	%F
Dhulakhakharia	17	14	3.80	3.54
Gelakey	4	0	1.05	0.00
Na Pukhuri	70	46	19.50	16.85
Namti Ali	5	0	0.84	0.00
Napam Barwati	21	20	3.93	5.01
<b>Total</b>	<b>117</b>	<b>80</b>	<b>5.05</b>	<b>4.11</b>

**Table-7.5: Elders suffering from Heart Problem**

Site	Male	Female	%M	%F
Dhulakhakharia	24	40	5.37	10.10
Gelakey	4	1	1.05	0.34
Na Pukhuri	8	5	2.23	1.83
Namti Ali	10	12	1.68	2.07
Napam Barwati	19	31	3.55	7.77
<b>Total</b>	<b>65</b>	<b>89</b>	<b>2.81</b>	<b>4.57</b>

**Table-7.6: Elders suffering from Tuberculosis**

Site	Male	Female	%M	%F
Dhulakhakharia	6	1	1.34	0.25
Gelakey	2	1	0.52	0.34
Na Pukhuri	16	5	4.46	1.83
Namti Ali	1	0	0.17	0.00
Napam Barwati	3	4	0.56	1.00
<b>Total</b>	<b>28</b>	<b>11</b>	<b>1.21</b>	<b>0.57</b>

**Table-7.7: Elders suffering from Hypertension**

Site	Male	Female	%M	%F
Dhulakhakharia	174	149	38.93	37.63
Gelakey	350	176	91.86	59.06
Na Pukhuri	127	111	35.38	40.66
Namti Ali	104	84	17.51	14.48
Napam Barwati	83	89	15.51	22.31
<b>Total</b>	<b>838</b>	<b>609</b>	<b>36.18</b>	<b>31.29</b>

**Table-7.8: Elders suffering from Joint Pain**

Site	Male	Female	%M	%F
Dhulakhakharia	236	201	52.80	50.76
Gelakey	260	131	68.24	43.96
Na Pukhuri	279	174	77.72	63.74
Namti Ali	235	185	39.56	31.90
Napam Barwati	254	225	47.48	56.39
<b>Total</b>	<b>1264</b>	<b>916</b>	<b>54.58</b>	<b>47.07</b>

**Table-7.9: Elders suffering from Ulcer**

Site	Male	Female	%M	%F
Dhulakhakharia	75	61	16.78	15.40
Gelakey	0	0	0.00	0.00
Na Pukhuri	59	15	16.43	5.49
Namti Ali	8	6	1.35	1.03
Napam Barwati	32	15	5.98	3.76
<b>Total</b>	<b>174</b>	<b>97</b>	<b>7.51</b>	<b>4.98</b>

### 8. Monthly Income of families – Unit- Gelakey (1308)

Income Range	Families	%age
<b>Income not Recorded</b>	<b>245</b>	
<=1500	921	30.4
1501-2000	524	17.3
2001-5000	895	29.6
5001-10000	388	12.8
10001-20000	214	7.1
20001-50000	78	2.6
>50000	5	0.2
<b>Total</b>	<b>3025</b>	
<b>Total HHs Surveyed</b>	<b>3270</b>	

