



A JOINT INITIATIVE OF HELPAGE INDIA AND ONGC

Varishthajana Swasthya Sewa Abhiyan

MOBILE HEALTHCARE PROGRAMME FOR THE AGED IN 20 LOCATIONS ACROSS INDIA



Analysis & Findings of Baseline Survey Conducted for implementation of Mobile Health Care Programme for the Aged in Operational Area of Jaisalmer MMU under ONGC Asset, Jodhpur

Project Implemented by

HelpAge India | Fighting isolation,
poverty, neglect

Study conducted by

Four x4
Empowering People

Analysis & Findings of Baseline Survey Conducted for implementation of Mobile Health Care Programme for the Aged

Unit: Jaisalmer (MMU MIS Location Code: 1319)

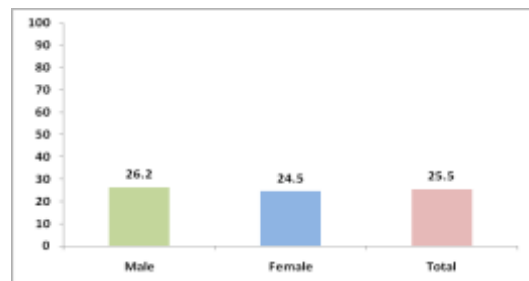
Background

Although the concerned administrative ONGC unit is located in Jodhpur, all the operational areas are located at least 500 kilometers away in the desert district of Jaisalmer which also shares borders with Pakistan. The area is sparsely populated and the habitats are far flung. Health infrastructure is limited and people have great need for health services provided nearer to their habitats. As per the suggestion of concerned ONGC officials, the villages are selected and accordingly the survey was conducted to identify all households with elderly persons (aged 55 years and above) in the selected villages. Details are available in Table 1.1.

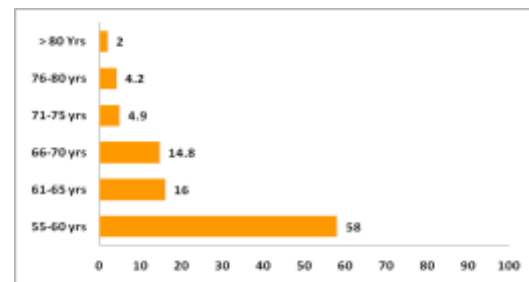


Demography

Of all the 1198 households, only 12.5% are Below Poverty Line (BPL) whereas the rest (87.5%) belong to the Above Poverty Line (APL) category. Out of the total members of all the surveyed households elders constitute 25.5%. Male elders are marginally more than 26% and female elders are comparatively lesser at 24.5%. Details are available in Table 2.1.

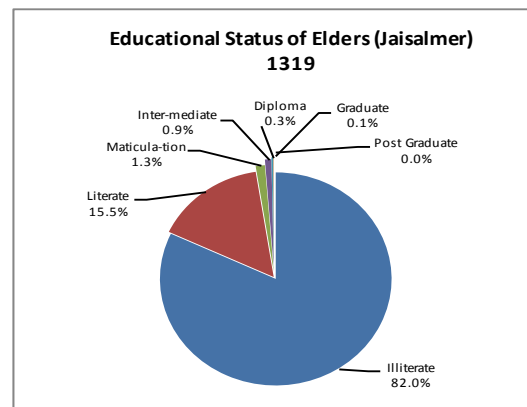


When one looks at the percentages of elders in different age groups, the 'above 80 years' category is at the bottom and the percentage increases with each successive younger age group among elders. The percentage of the youngest age group among elders is the highest among all. Details are available in Table 2.2 to Table 2.3.



Education

Data on educational status on elders reveal that 82% are illiterate and out of the rest 15.5% are just literate. Matriculates are marginally less than 1.5% while all other categories are less than 1%. There were no post-graduates among all the surveyed elders. Details are available in Table 3.1 to Table 3.8.



Out of all elders 58.1% are not working. Among non-working elders percentages of women elders across all age groups are far more than men elders. At the other end, across all age groups of elders the percentages of working elder men are far above working elder women. No working women were found in the 71-75 and above 80 years age categories. More details are in Table 4.1 to 4.2.

Disability

Out of all surveyed elders, 4.7% are reported to be disabled. Hearing impaired are marginally more than the blind which are less than 1.5%. All other categories have reported at less than 1% level. Details are available in Table 5.1 to Table 5.7.

Habits in Elders

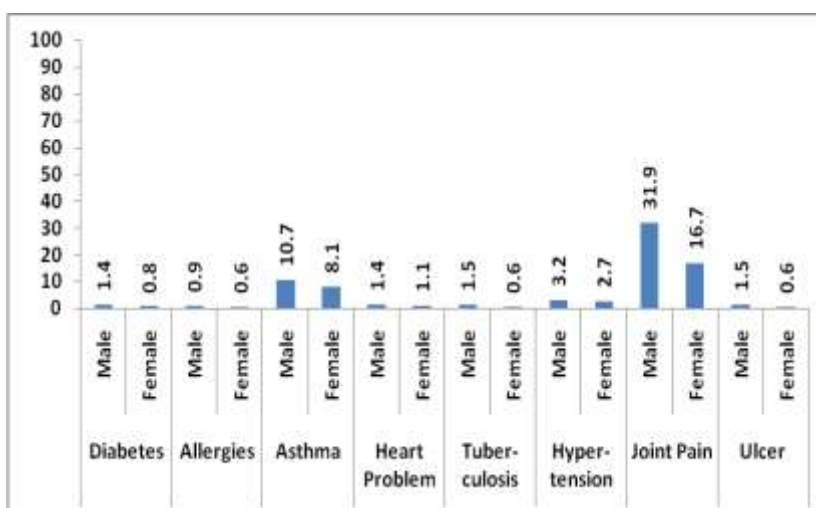
45% of all elders do not have any habits of intoxication which is revealed by collected data. Out of all elders who have reported one habit or the other, highest percentage (more than 22%) are smoking beedi, followed by tobacco (more than 16%), opium (more than 5%), locally brewed liquor (more than 4%), gutkha (more than 3%), foreign liquor (more than 3%) and cigarettes (less than 2%). Details are available in Table 6.1 to Table 6.7.

Disease Profile of Elders

Among the elders of the identified villages, joint pain has affected the highest percentage - almost 32% males and more than 16.5% females.

More than 10.5% males and 8% females have reported to be suffering from Asthma. Hypertension is at a relatively much lesser level, i.e. more than 3% males and more than 2.5% females

have acknowledged to be suffering from this disease. In case of all other diseases like diabetes, ulcer, tuberculosis and heart problem the percentage is 1.5% or less for males and below 1% except heart problem where the percentage is marginally more than 1%. For details please see Table 7.1 to Table 7.8.



Further details on all the aspects related to elders are available in the tables presented below.

| | |
|------------------------------------|--|
| Region: West | District: Jaisalmer (Rajasthan) |
| MMU MIS Location Code: 1319 | Block/Mandal: Sam |
| Unit Name: Jaisalmer | |
| ONGC Asset: Jodhpur | No. of Identified Site(s): 3 |

1. Total elderly households: Jaisalmer (1319)

Table-1.1: Status of Total Elderly Households

| Code | District | Block | Site/Village | Family Status | | | Caste wise Family Distribution | | | | | |
|------|-----------|-------|-------------------|---------------|-------------|-------------|--------------------------------|-------------|------------|-------------|------------|-------------|
| | | | | BPL | APL | Total | Gen | SC | ST | OBC | Other | Total |
| 1319 | Jaisalmer | SAM | DAU | 62 | 100 | 162 | 69 | 30 | 0 | 53 | 10 | 162 |
| 1319 | Jaisalmer | SAM | KHURI | 2 | 240 | 242 | 104 | 65 | 0 | 73 | 0 | 242 |
| 1319 | Jaisalmer | SAM | RAMGARH | 86 | 708 | 794 | 280 | 229 | 0 | 279 | 6 | 794 |
| | | | TOTAL | 150 | 1048 | 1198 | 453 | 324 | 0 | 405 | 16 | 1198 |
| | | | Percentage | 12.5 | 87.5 | 100 | 37.8 | 27.0 | 0.0 | 33.8 | 1.3 | 100 |

Total HHs Surveyed - 1262
 Non-Elder Households - 64

2. Overview of Family Members: Jaisalmer (1319)

Table-2.1: Overall Family Members

| Family Members | Male | Female | Total |
|------------------------------|-------------|-------------|-------------|
| Elder Members >=55 yrs | 924 | 640 | 1564 |
| Other Members (all <=54 yrs) | 2600 | 1975 | 4575 |
| Total Members | 3524 | 2615 | 6139 |
| Percentage of Elder members | 26.2% | 24.5% | 25.5% |

Table-2.2: Sitewise status of Elders by Age group

| Site | Elders 55-60 yrs | | Elders 61-65 yrs | | Elders 66-70 yrs | | Elders 71-75 yrs | | Elders 76-80 yrs | | Elders Above 80 Yrs | |
|-------------------|------------------|-------------|------------------|-------------|------------------|-------------|------------------|------------|------------------|------------|---------------------|------------|
| | M | F | M | F | M | F | M | F | M | F | M | F |
| DAU | 41 | 47 | 25 | 14 | 24 | 16 | 12 | 8 | 10 | 7 | 11 | 6 |
| KHURI | 121 | 55 | 22 | 22 | 30 | 37 | 11 | 9 | 7 | 2 | 1 | 2 |
| RAMGARH | 413 | 230 | 95 | 73 | 56 | 69 | 23 | 14 | 16 | 23 | 6 | 6 |
| Total | 575 | 332 | 142 | 109 | 110 | 122 | 46 | 31 | 33 | 32 | 18 | 14 |
| Percentage | 62.2 | 51.9 | 15.4 | 17.0 | 11.9 | 19.1 | 5.0 | 4.8 | 3.6 | 5.0 | 1.9 | 2.2 |

Table-2.3: Total Elders by Age group

| Total Elders by Age | Elders 55-60 yrs | Elders 61-65 yrs | Elders 66-70 yrs | Elders 71-75 yrs | Elders 76-80 yrs | Elders above 80 Yrs | Total Elders |
|----------------------------|------------------|------------------|------------------|------------------|------------------|---------------------|--------------|
| Total Elders by Age | 907 | 251 | 232 | 77 | 65 | 32 | 1564 |
| %age Elder by Age | 58.0 | 16.0 | 14.8 | 4.9 | 4.2 | 2.0 | 100.0 |

3. Educational Status of Elders: Unit – Jaisalmer (1319)

Table-3.1: Summary of Educational Status of Elders

| Site | Illiterate | Literate | Maticulation | Intermediate | Diploma | Graduate | Post Graduate |
|-------------------|-------------|-------------|--------------|--------------|------------|------------|---------------|
| DAU | 205 | 15 | 1 | 0 | 0 | 0 | 0 |
| KHURI | 275 | 38 | 3 | 2 | 0 | 1 | 0 |
| RAMGARH | 802 | 190 | 16 | 12 | 4 | 0 | 0 |
| Total | 1282 | 243 | 20 | 14 | 4 | 1 | 0 |
| Percentage | 82.0 | 15.5 | 1.3 | 0.9 | 0.3 | 0.1 | 0.0 |

Sitewise Educational Status of Elders under age category

Table-3.2: Illiterate Elders

| Site | Elders 55-60 yrs | | Elders 61-65 Yrs | | Elders 66-70 Yrs | | Elders 71-75 Yrs | | Elders 76-80 Yrs | | Elders above 80 Yrs | | Total Elders | |
|--------------|------------------|-------------|------------------|-------------|------------------|--------------|------------------|-------------|------------------|--------------|---------------------|--------------|--------------|-------------|
| | M | F | M | F | M | F | M | F | M | F | M | F | M | F |
| DAU | 30 | 44 | 24 | 14 | 23 | 16 | 12 | 8 | 10 | 7 | 11 | 6 | 110 | 95 |
| KHURI | 85 | 55 | 19 | 22 | 28 | 37 | 9 | 9 | 6 | 2 | 1 | 2 | 148 | 127 |
| RAMGARH | 242 | 219 | 75 | 69 | 47 | 69 | 20 | 13 | 15 | 23 | 4 | 6 | 403 | 399 |
| Total | 357 | 318 | 118 | 105 | 98 | 122 | 41 | 30 | 31 | 32 | 16 | 14 | 661 | 621 |
| %age | 62.1 | 95.8 | 83.1 | 96.3 | 89.1 | 100.0 | 89.1 | 96.8 | 93.9 | 100.0 | 88.9 | 100.0 | 71.5 | 97.0 |

Table-3.3: Literate Elders

| Site | Elders 55-60 yrs | | Elders 61-65 Yrs | | Elders 66-70 Yrs | | Elders 71-75 Yrs | | Elders 76-80 Yrs | | Elders above 80 Yrs | | Total Elders | |
|--------------|------------------|------------|------------------|------------|------------------|------------|------------------|------------|------------------|------------|---------------------|------------|--------------|------------|
| | M | F | M | F | M | F | M | F | M | F | M | F | M | F |
| DAU | 10 | 3 | 1 | 0 | 1 | 0 | 0 | 0 | 0 | 0 | 0 | 0 | 12 | 3 |
| KHURI | 32 | 0 | 3 | 0 | 1 | 0 | 1 | 0 | 1 | 0 | 0 | 0 | 38 | 0 |
| RAMGARH | 142 | 11 | 19 | 4 | 8 | 0 | 3 | 1 | 1 | 0 | 1 | 0 | 174 | 16 |
| Total | 184 | 14 | 23 | 4 | 10 | 0 | 4 | 1 | 2 | 0 | 1 | 0 | 224 | 19 |
| %age | 32.0 | 4.2 | 16.2 | 3.7 | 9.1 | 0.0 | 8.7 | 3.2 | 6.1 | 0.0 | 5.6 | 0.0 | 24.2 | 3.0 |

Table-3.4: Elders with Matriculation

| Site | Elders 55-60 yrs | | Elders 61-65 Yrs | | Elders 66-70 Yrs | | Elders 71-75 Yrs | | Elders 76-80 Yrs | | Elders above 80 Yrs | | Total Elders | |
|--------------|------------------|------------|------------------|------------|------------------|------------|------------------|------------|------------------|------------|---------------------|------------|--------------|------------|
| | M | F | M | F | M | F | M | F | M | F | M | F | M | F |
| DAU | 1 | 0 | 0 | 0 | 0 | 0 | 0 | 0 | 0 | 0 | 0 | 0 | 1 | 0 |
| KHURI | 3 | 0 | 0 | 0 | 0 | 0 | 0 | 0 | 0 | 0 | 0 | 0 | 3 | 0 |
| RAMGARH | 16 | 0 | 0 | 0 | 0 | 0 | 0 | 0 | 0 | 0 | 0 | 0 | 16 | 0 |
| Total | 20 | 0 | 0 | 0 | 0 | 0 | 0 | 0 | 0 | 0 | 0 | 0 | 20 | 0 |
| %age | 3.5 | 0.0 | 0.0 | 0.0 | 0.0 | 0.0 | 0.0 | 0.0 | 0.0 | 0.0 | 0.0 | 0.0 | 2.2 | 0.0 |

Table-3.5: Elders with Intermediate

| Site | Elders 55-60 yrs | | Elders 61-65 Yrs | | Elders 66-70 Yrs | | Elders 71-75 Yrs | | Elders 76-80 Yrs | | Elders above 80 Yrs | | Total Elders | |
|--------------|------------------|------------|------------------|------------|------------------|------------|------------------|------------|------------------|------------|---------------------|------------|--------------|------------|
| | M | F | M | F | M | F | M | F | M | F | M | F | M | F |
| DAU | 0 | 0 | 0 | 0 | 0 | 0 | 0 | 0 | 0 | 0 | 0 | 0 | 0 | 0 |
| KHURI | 0 | 0 | 0 | 0 | 1 | 0 | 1 | 0 | 0 | 0 | 0 | 0 | 2 | 0 |
| RAMGARH | 9 | 0 | 1 | 0 | 1 | 0 | 0 | 0 | 0 | 0 | 1 | 0 | 12 | 0 |
| Total | 9 | 0 | 1 | 0 | 2 | 0 | 1 | 0 | 0 | 0 | 1 | 0 | 14 | 0 |
| %age | 1.6 | 0.0 | 0.7 | 0.0 | 1.8 | 0.0 | 2.2 | 0.0 | 0.0 | 0.0 | 5.6 | 0.0 | 1.5 | 0.0 |

Table-3.6: Elders with Graduation

| Site | Elders 55-60 yrs | | Elders 61-65 Yrs | | Elders 66-70 Yrs | | Elders 71-75 Yrs | | Elders 76-80 Yrs | | Elders above 80 Yrs | | Total Elders | |
|--------------|------------------|------------|------------------|------------|------------------|------------|------------------|------------|------------------|------------|---------------------|------------|--------------|------------|
| | M | F | M | F | M | F | M | F | M | F | M | F | M | F |
| DAU | 0 | 0 | 0 | 0 | 0 | 0 | 0 | 0 | 0 | 0 | 0 | 0 | 0 | 0 |
| KHURI | 1 | 0 | 0 | 0 | 0 | 0 | 0 | 0 | 0 | 0 | 0 | 0 | 1 | 0 |
| RAMGARH | 0 | 0 | 0 | 0 | 0 | 0 | 0 | 0 | 0 | 0 | 0 | 0 | 0 | 0 |
| Total | 1 | 0 | 0 | 0 | 0 | 0 | 0 | 0 | 0 | 0 | 0 | 0 | 1 | 0 |
| %age | 0.2 | 0.0 | 0.0 | 0.0 | 0.0 | 0.0 | 0.0 | 0.0 | 0.0 | 0.0 | 0.0 | 0.0 | 0.1 | 0.0 |

Table-3.7: Elders with Post-Graduation

| Site | Elders 55-60 yrs | | Elders 61-65 Yrs | | Elders 66-70 Yrs | | Elders 71-75 Yrs | | Elders 76-80 Yrs | | Elders above 80 Yrs | | Total Elders | |
|--------------|------------------|------------|------------------|------------|------------------|------------|------------------|------------|------------------|------------|---------------------|------------|--------------|------------|
| | M | F | M | F | M | F | M | F | M | F | M | F | M | F |
| DAU | 0 | 0 | 0 | 0 | 0 | 0 | 0 | 0 | 0 | 0 | 0 | 0 | 0 | 0 |
| KHURI | 0 | 0 | 0 | 0 | 0 | 0 | 0 | 0 | 0 | 0 | 0 | 0 | 0 | 0 |
| RAMGARH | 0 | 0 | 0 | 0 | 0 | 0 | 0 | 0 | 0 | 0 | 0 | 0 | 0 | 0 |
| Total | 0 | 0 | 0 | 0 | 0 | 0 | 0 | 0 | 0 | 0 | 0 | 0 | 0 | 0 |
| %age | 0.0 | 0.0 | 0.0 | 0.0 | 0.0 | 0.0 | 0.0 | 0.0 | 0.0 | 0.0 | 0.0 | 0.0 | 0.0 | 0.0 |

Table-3.8: Elders with Diploma

| Site | Elders 55-60 yrs | | Elders 61-65 Yrs | | Elders 66-70 Yrs | | Elders 71-75 Yrs | | Elders 76-80 Yrs | | Elders above 80 Yrs | | Total Elders | |
|--------------|------------------|------------|------------------|------------|------------------|------------|------------------|------------|------------------|------------|---------------------|------------|--------------|------------|
| | M | F | M | F | M | F | M | F | M | F | M | F | M | F |
| DAU | 0 | 0 | 0 | 0 | 0 | 0 | 0 | 0 | 0 | 0 | 0 | 0 | 0 | 0 |
| KHURI | 0 | 0 | 0 | 0 | 0 | 0 | 0 | 0 | 0 | 0 | 0 | 0 | 0 | 0 |
| RAMGARH | 4 | 0 | 0 | 0 | 0 | 0 | 0 | 0 | 0 | 0 | 0 | 0 | 4 | 0 |
| Total | 4 | 0 | 0 | 0 | 0 | 0 | 0 | 0 | 0 | 0 | 0 | 0 | 4 | 0 |
| %age | 0.7 | 0.0 | 0.0 | 0.0 | 0.0 | 0.0 | 0.0 | 0.0 | 0.0 | 0.0 | 0.0 | 0.0 | 0.4 | 0.0 |

4. Occupation of Elder Members: Unit – Jaisalmer (1319)

Table-4.1: Elders Category who are Not Economically Active

| Category | Elders 55-60 yrs | | Elders 61-65 yrs | | Elders 66-70 yrs | | Elders 71-75 yrs | | Elders 76-80 yrs | | Elders above 80 Yrs | |
|--------------|------------------|-------------|------------------|-------------|------------------|-------------|------------------|--------------|------------------|-------------|---------------------|--------------|
| | M | F | M | F | M | F | M | F | M | F | M | F |
| Nil | 88 | 85 | 51 | 55 | 64 | 90 | 35 | 24 | 24 | 27 | 13 | 12 |
| House wife | 0 | 229 | 0 | 51 | 0 | 29 | 0 | 7 | 0 | 3 | 0 | 2 |
| Pensioner | 1 | 0 | 6 | 0 | 3 | 0 | 0 | 0 | 0 | 0 | 2 | 0 |
| Others | 6 | 0 | 1 | 0 | 0 | 0 | 0 | 0 | 0 | 0 | 0 | 0 |
| Total | 95 | 314 | 58 | 106 | 67 | 119 | 35 | 31 | 24 | 30 | 15 | 14 |
| %age | 16.5 | 94.6 | 40.8 | 97.2 | 60.9 | 97.5 | 76.1 | 100.0 | 72.7 | 93.8 | 83.3 | 100.0 |

Table-4.2: Working Elders

| Category | Elders 55-60 yrs | | Elders 61-65 yrs | | Elders 66-70 yrs | | Elders 71-75 yrs | | Elders 76-80 yrs | | Elders above 80 Yrs | |
|--------------|------------------|------------|------------------|------------|------------------|------------|------------------|------------|------------------|------------|---------------------|------------|
| | M | F | M | F | M | F | M | F | M | F | M | F |
| Daily wage | 89 | 13 | 12 | 2 | 5 | 1 | 1 | 0 | 2 | 1 | 0 | 0 |
| Business | 11 | 0 | 2 | 0 | 1 | 0 | 0 | 0 | 1 | 0 | 0 | 0 |
| Service | 51 | 1 | 2 | 0 | 3 | 1 | 1 | 0 | 0 | 0 | 0 | 0 |
| Farmers | 300 | 4 | 66 | 1 | 32 | 1 | 9 | 0 | 6 | 1 | 2 | 0 |
| Artisans | 29 | 0 | 2 | 0 | 2 | 0 | 0 | 0 | 0 | 0 | 1 | 0 |
| Total | 480 | 18 | 84 | 3 | 43 | 3 | 11 | 0 | 9 | 2 | 3 | 0 |
| %age | 83.5 | 5.4 | 59.2 | 2.8 | 39.1 | 2.5 | 23.9 | 0.0 | 27.3 | 6.3 | 16.7 | 0.0 |

5. Type of Disabilities in Elders: Unit: Jaisalmer (1319)

Table-5.1: Disabilities in Elders (Summary)

| Disability in Elders | Blind | Hearing impaired | Speaking | Hand | Leg | Mental Problem | Others |
|------------------------|-----------|------------------|----------|----------|-----------|----------------|----------|
| DAU | 9 | 19 | 2 | 1 | 1 | 8 | 0 |
| KHURI | 2 | 1 | 0 | 0 | 2 | 0 | 0 |
| RAMGARH | 7 | 0 | 1 | 7 | 10 | 4 | 0 |
| Total | 18 | 20 | 3 | 8 | 13 | 12 | 0 |
| %age with Total Elders | 1.2 | 1.3 | 0.2 | 0.5 | 0.8 | 0.8 | 0.0 |

Villagewise disability in Elders with Age category

Table-5.2: Disability related to Hand in Elders

| Village | 55-60 yrs | | 61-65 Yrs | | 66-70 Yrs | | 71-75 Yrs | | 76-80 Yrs | | > 80 Yrs | | Total | |
|-----------------------|-----------|----------|-----------|----------|-----------|----------|-----------|----------|-----------|----------|----------|----------|----------|----------|
| | M | F | M | F | M | F | M | F | M | F | M | F | M | F |
| DAU | 0 | 0 | 0 | 0 | 0 | 0 | 0 | 0 | 1 | 0 | 0 | 0 | 1 | 0 |
| KHURI | 0 | 0 | 0 | 0 | 0 | 0 | 0 | 0 | 0 | 0 | 0 | 0 | 0 | 0 |
| RAMGARH | 3 | 2 | 0 | 2 | 0 | 0 | 0 | 0 | 0 | 0 | 0 | 0 | 3 | 4 |
| Total | 3 | 2 | 0 | 2 | 0 | 0 | 0 | 0 | 1 | 0 | 0 | 0 | 4 | 4 |
| Percentage disability | 0.5 | 0.6 | 0.0 | 1.8 | 0.0 | 0.0 | 0.0 | 0.0 | 3.0 | 0.0 | 0.0 | 0.0 | 0.4 | 0.6 |

Table-5.3: Blindness among Elders

| Village | 55-60 yrs | | 61-65 Yrs | | 66-70 Yrs | | 71-75 Yrs | | 76-80 Yrs | | > 80 Yrs | | Total | |
|-----------------------|-----------|----------|-----------|----------|-----------|----------|-----------|----------|-----------|----------|----------|----------|-----------|----------|
| | M | F | M | F | M | F | M | F | M | F | M | F | M | F |
| DAU | 1 | 0 | 1 | 1 | 0 | 1 | 1 | 2 | 0 | 0 | 2 | 0 | 5 | 4 |
| KHURI | 0 | 0 | 0 | 0 | 1 | 1 | 0 | 0 | 0 | 0 | 0 | 0 | 1 | 1 |
| RAMGARH | 2 | 0 | 1 | 2 | 1 | 0 | 0 | 0 | 1 | 0 | 0 | 0 | 5 | 2 |
| Total | 3 | 0 | 2 | 3 | 2 | 2 | 1 | 2 | 1 | 0 | 2 | 0 | 11 | 7 |
| Percentage disability | 0.5 | 0.0 | 1.4 | 2.8 | 1.8 | 1.6 | 2.2 | 6.5 | 3.0 | 0.0 | 11.1 | 0.0 | 1.2 | 1.1 |

Table-5.4: Disability related to Hearing impaired in Elders

| Village | 55-60 yrs | | 61-65 Yrs | | 66-70 Yrs | | 71-75 Yrs | | 76-80 Yrs | | > 80 Yrs | | Total | |
|-----------------------|-----------|----------|-----------|----------|-----------|----------|-----------|----------|-----------|----------|----------|----------|-----------|----------|
| | M | F | M | F | M | F | M | F | M | F | M | F | M | F |
| DAU | 2 | 0 | 3 | 1 | 0 | 3 | 1 | 0 | 2 | 1 | 3 | 3 | 11 | 8 |
| KHURI | 0 | 0 | 0 | 0 | 0 | 1 | 0 | 0 | 0 | 0 | 0 | 0 | 0 | 1 |
| RAMGARH | 0 | 0 | 0 | 0 | 0 | 0 | 0 | 0 | 0 | 0 | 0 | 0 | 0 | 0 |
| Total | 2 | 0 | 3 | 1 | 0 | 4 | 1 | 0 | 2 | 1 | 3 | 3 | 11 | 9 |
| Percentage disability | 0.3 | 0.0 | 2.1 | 0.9 | 0.0 | 3.3 | 2.2 | 0.0 | 6.1 | 3.1 | 16.7 | 21.4 | 1.2 | 1.4 |

Table-5.5: Disability related to Leg in Elders

| Village | 55-60 yrs | | 61-65 Yrs | | 66-70 Yrs | | 71-75 Yrs | | 76-80 Yrs | | > 80 Yrs | | Total | |
|-----------------------|-----------|----------|-----------|----------|-----------|----------|-----------|----------|-----------|----------|----------|----------|-----------|----------|
| | M | F | M | F | M | F | M | F | M | F | M | F | M | F |
| DAU | 1 | 0 | 0 | 0 | 0 | 0 | 0 | 0 | 0 | 0 | 0 | 0 | 1 | 0 |
| KHURI | 0 | 0 | 0 | 0 | 1 | 0 | 1 | 0 | 0 | 0 | 0 | 0 | 2 | 0 |
| RAMGARH | 4 | 0 | 0 | 1 | 3 | 0 | 1 | 0 | 1 | 0 | 0 | 0 | 9 | 1 |
| Total | 5 | 0 | 0 | 1 | 4 | 0 | 2 | 0 | 1 | 0 | 0 | 0 | 12 | 1 |
| Percentage disability | 0.9 | 0.0 | 0.0 | 0.9 | 3.6 | 0.0 | 4.3 | 0.0 | 3.0 | 0.0 | 0.0 | 0.0 | 1.3 | 0.2 |

Table-5.6: Mental Disability in Elders

| Village | 55-60 yrs | | 61-65 Yrs | | 66-70 Yrs | | 71-75 Yrs | | 76-80 Yrs | | > 80 Yrs | | Total | |
|-----------------------|-----------|----------|-----------|----------|-----------|----------|-----------|----------|-----------|----------|----------|----------|----------|----------|
| | M | F | M | F | M | F | M | F | M | F | M | F | M | F |
| DAU | 1 | 2 | 0 | 1 | 3 | 0 | 0 | 0 | 1 | 0 | 0 | 0 | 5 | 3 |
| KHURI | 0 | 0 | 0 | 0 | 0 | 0 | 0 | 0 | 0 | 0 | 0 | 0 | 0 | 0 |
| RAMGARH | 3 | 0 | 1 | 0 | 0 | 0 | 0 | 0 | 0 | 0 | 0 | 0 | 4 | 0 |
| Total | 4 | 2 | 1 | 1 | 3 | 0 | 0 | 0 | 1 | 0 | 0 | 0 | 9 | 3 |
| Percentage disability | 0.7 | 0.6 | 0.7 | 0.9 | 2.7 | 0.0 | 0.0 | 0.0 | 3.0 | 0.0 | 0.0 | 0.0 | 1.0 | 0.5 |

Table-5.7: Disability related to Speaking in Elders

| Village | 55-60 yrs | | 61-65 Yrs | | 66-70 Yrs | | 71-75 Yrs | | 76-80 Yrs | | > 80 Yrs | | Total | |
|-----------------------|-----------|----------|-----------|----------|-----------|----------|-----------|----------|-----------|----------|----------|----------|----------|----------|
| | M | F | M | F | M | F | M | F | M | F | M | F | M | F |
| DAU | 0 | 0 | 0 | 0 | 0 | 0 | 0 | 1 | 0 | 0 | 1 | 0 | 1 | 1 |
| KHURI | 0 | 0 | 0 | 0 | 0 | 0 | 0 | 0 | 0 | 0 | 0 | 0 | 0 | 0 |
| RAMGARH | 1 | 0 | 0 | 0 | 0 | 0 | 0 | 0 | 0 | 0 | 0 | 0 | 1 | 0 |
| Total | 1 | 0 | 0 | 0 | 0 | 0 | 0 | 1 | 0 | 0 | 1 | 0 | 2 | 1 |
| Percentage disability | 0.2 | 0.0 | 0.0 | 0.0 | 0.0 | 0.0 | 0.0 | 3.2 | 0.0 | 0.0 | 5.6 | 0.0 | 0.2 | 0.2 |

6. Habits in Elders: Unit: Jaisalmer (1319)

Table-6.1: Habits in Elders (Summary)

| Site | Cigarettes | | Beedi | | Tobacco | | Gutkha | | Opium | | Locally brewed | | Foreign Liquor | |
|---------------------|------------|----------|------------|-----------|------------|-----------|-----------|-----------|-----------|----------|----------------|-----------|----------------|----------|
| | M | F | M | F | M | F | M | F | M | F | M | F | M | F |
| DAU | 1 | 0 | 38 | 1 | 17 | 4 | 1 | 0 | 8 | 2 | 26 | 0 | 8 | 3 |
| KHURI | 11 | 2 | 107 | 15 | 98 | 26 | 12 | 5 | 32 | 3 | 10 | 9 | 0 | 1 |
| RAMGARH | 14 | 0 | 180 | 8 | 96 | 13 | 25 | 7 | 33 | 2 | 20 | 3 | 22 | 0 |
| TOTAL | 26 | 2 | 325 | 24 | 211 | 43 | 38 | 12 | 73 | 7 | 56 | 12 | 30 | 4 |
| % with Total Elders | 2.8 | 0.3 | 35.2 | 3.8 | 22.8 | 6.7 | 4.1 | 1.9 | 7.9 | 1.1 | 6.1 | 1.9 | 3.2 | 0.6 |

Villagewise Habits in Elders

Table-6.2: Cigarettes Smoking Elders

| Site | Elders | | %age | |
|--------------|-----------|----------|------------|------------|
| | M | F | M | F |
| DAU | 1 | 0 | 0.8 | 0.0 |
| KHURI | 11 | 2 | 5.7 | 1.6 |
| RAMGARH | 14 | 0 | 2.3 | 0.0 |
| TOTAL | 26 | 2 | 2.8 | 0.3 |

Table-6.2: Beedi Smoking Elders

| Site | Elders | | %age | |
|--------------|------------|-----------|-------------|------------|
| | M | F | M | F |
| DAU | 38 | 1 | 30.9 | 1.0 |
| KHURI | 107 | 15 | 55.7 | 11.8 |
| RAMGARH | 180 | 8 | 29.6 | 1.9 |
| TOTAL | 325 | 24 | 35.2 | 3.8 |

Table-6.3: Tobacco Chewing Elders

| Site | Elders | | %age | |
|--------------|------------|-----------|-------------|------------|
| | M | F | M | F |
| DAU | 17 | 4 | 13.8 | 4.1 |
| KHURI | 98 | 26 | 51.0 | 20.5 |
| RAMGARH | 96 | 13 | 15.8 | 3.1 |
| TOTAL | 211 | 43 | 22.8 | 6.7 |

Table-6.4: Gutkha Consuming Elders

| Site | Elders | | %age | |
|--------------|-----------|-----------|------------|------------|
| | M | F | M | F |
| DAU | 1 | 0 | 0.8 | 0.0 |
| KHURI | 12 | 5 | 6.3 | 3.9 |
| RAMGARH | 25 | 7 | 4.1 | 1.7 |
| TOTAL | 38 | 12 | 4.1 | 1.9 |

Table-6.5: Opium Consuming Elders

| Site | Elders | | %age | |
|--------------|-----------|----------|------------|------------|
| | M | F | M | F |
| DAU | 8 | 2 | 6.5 | 2.0 |
| KHURI | 32 | 3 | 16.7 | 2.4 |
| RAMGARH | 33 | 2 | 5.4 | 0.5 |
| TOTAL | 73 | 7 | 7.9 | 1.1 |

Table-6.6: Elders consuming locally brewed Alcohol

| Site | Elders | | %age | |
|--------------|-----------|-----------|------------|------------|
| | M | F | M | F |
| DAU | 26 | 0 | 21.1 | 0.0 |
| KHURI | 10 | 9 | 5.2 | 7.1 |
| RAMGARH | 20 | 3 | 3.3 | 0.7 |
| TOTAL | 56 | 12 | 6.1 | 1.9 |

Table-6.7: Elders consuming Foreign Liquor

| Site | Elders | | %age | |
|--------------|-----------|----------|------------|------------|
| | M | F | M | F |
| DAU | 8 | 3 | 6.5 | 3.1 |
| KHURI | 0 | 1 | 0.0 | 0.8 |
| RAMGARH | 22 | 0 | 3.6 | 0.0 |
| TOTAL | 30 | 4 | 3.2 | 0.6 |

7. Diseases in Elders: Unit- Jaisalmer (1319)

Table-7.1: Diseases in Elders (Summary)

| Site | Diabetes | | Allergies | | Asthma | | Heart Problem | | Tuber- culosis | | Hyper- tension | | Joint Pain | | Ulcer | |
|-----------------------------|------------|------------|------------|------------|-------------|------------|---------------|------------|-------------------|------------|-------------------|------------|-------------|-------------|------------|------------|
| | M | F | M | F | M | F | M | F | M | F | M | F | M | F | M | F |
| DAU | 1 | 0 | 0 | 0 | 21 | 9 | 11 | 4 | 3 | 1 | 1 | 1 | 60 | 13 | 1 | 0 |
| KHURI | 0 | 0 | 0 | 0 | 1 | 1 | 0 | 0 | 0 | 0 | 0 | 0 | 0 | 0 | 0 | 0 |
| RAMGARH | 12 | 5 | 8 | 4 | 77 | 42 | 2 | 3 | 11 | 3 | 29 | 16 | 235 | 94 | 13 | 4 |
| Total | 13 | 5 | 8 | 4 | 99 | 52 | 13 | 7 | 14 | 4 | 30 | 17 | 295 | 107 | 14 | 4 |
| %age to Total Elders | 1.4 | 0.8 | 0.9 | 0.6 | 10.7 | 8.1 | 1.4 | 1.1 | 1.5 | 0.6 | 3.2 | 2.7 | 31.9 | 16.7 | 1.5 | 0.6 |

Villagewise Diseases in Elders

Table-7.2: Elders suffering from Diabetes

| Site | Male | Female | %M | %F |
|--------------|-----------|----------|-------------|-------------|
| DAU | 1 | 0 | 0.81 | 0.00 |
| KHURI | 0 | 0 | 0.00 | 0.00 |
| RAMGARH | 12 | 5 | 1.97 | 1.20 |
| Total | 13 | 5 | 1.41 | 0.78 |

Table-7.3: Elders suffering from Allergies

| Site | Male | Female | %M | %F |
|--------------|----------|----------|-------------|-------------|
| DAU | 0 | 0 | 0.00 | 0.00 |
| KHURI | 0 | 0 | 0.00 | 0.00 |
| RAMGARH | 8 | 4 | 1.31 | 0.96 |
| Total | 8 | 4 | 0.87 | 0.63 |

Table-7.4: Elders suffering from Asthma

| Site | Male | Female | %M | %F |
|--------------|-----------|-----------|--------------|-------------|
| DAU | 21 | 9 | 17.07 | 9.18 |
| KHURI | 1 | 1 | 0.52 | 0.79 |
| RAMGARH | 77 | 42 | 12.64 | 10.12 |
| Total | 99 | 52 | 10.71 | 8.13 |

Table-7.5: Elders suffering from Heart Problem

| Site | Male | Female | %M | %F |
|--------------|-----------|----------|-------------|-------------|
| DAU | 11 | 4 | 8.94 | 4.08 |
| KHURI | 0 | 0 | 0.00 | 0.00 |
| RAMGARH | 2 | 3 | 0.33 | 0.72 |
| Total | 13 | 7 | 1.41 | 1.09 |

Table-7.6: Elders suffering from Tuberculosis

| Site | Male | Female | %M | %F |
|--------------|-----------|----------|-------------|-------------|
| DAU | 3 | 1 | 2.44 | 1.02 |
| KHURI | 0 | 0 | 0.00 | 0.00 |
| RAMGARH | 11 | 3 | 1.81 | 0.72 |
| Total | 14 | 4 | 1.52 | 0.63 |

Table-7.7: Elders suffering from Hypertension

| Site | Male | Female | %M | %F |
|--------------|-----------|-----------|-------------|-------------|
| DAU | 1 | 1 | 0.81 | 1.02 |
| KHURI | 0 | 0 | 0.00 | 0.00 |
| RAMGARH | 29 | 16 | 4.76 | 3.86 |
| Total | 30 | 17 | 3.25 | 2.66 |

Table-7.8: Elders suffering from Joint Pain

| Site | Male | Female | %M | %F |
|--------------|------------|------------|--------------|--------------|
| DAU | 60 | 13 | 48.78 | 13.27 |
| KHURI | 0 | 0 | 0.00 | 0.00 |
| RAMGARH | 235 | 94 | 38.59 | 22.65 |
| Total | 295 | 107 | 31.93 | 16.72 |

Table-7.9: Elders suffering from Ulcer

| Site | Male | Female | %M | %F |
|--------------|-----------|----------|-------------|-------------|
| DAU | 1 | 0 | 0.81 | 0.00 |
| KHURI | 0 | 0 | 0.00 | 0.00 |
| RAMGARH | 13 | 4 | 2.13 | 0.96 |
| Total | 14 | 4 | 1.52 | 0.63 |

8. Monthly Income of families – Unit- Jaisalmer (1319)

| Income Range | Families | %age |
|----------------------------|-------------|-------------|
| Income not Recorded | 65 | |
| <=1500 | 57 | 4.8 |
| 1501-2000 | 88 | 7.4 |
| 2001-5000 | 622 | 52.0 |
| 5001-10000 | 272 | 22.7 |
| 10001-20000 | 128 | 10.7 |
| 20001-50000 | 30 | 2.5 |
| >50000 | 0 | 0.0 |
| Total | 1197 | |
| Total HHs Surveyed | 1262 | |

