



A JOINT INITIATIVE OF HELPAGE INDIA AND ONGC

Varishthajana Swasthya Sewa Abhiyan

MOBILE HEALTHCARE PROGRAMME FOR THE AGED IN 20 LOCATIONS ACROSS INDIA



Analysis & Findings of Baseline Survey Conducted for implementation of Mobile Health Care Programme for the Aged in Operational Area of Jorhat MMU under ONGC Jorhat Asset

Project Implemented by

HelpAge India | Fighting isolation,
poverty, neglect

Study conducted by

Four x4
Empowering People

Analysis & Findings of Baseline Survey Conducted for implementation of Mobile Health Care Programme for the Aged

Unit: Jorhat (MMU MIS Location Code: 1309)

Background

The Jorhat ONGC unit has its actual operations in South Golaghat Development Block of Golaghat District. The proposed MMU operations are located in three villages of the South Golaghat Development Block. After the villages were identified in consultation with ONGC senior officials, survey was accordingly organized to locate all households with elders.



Demography

Out of the total 1993 surveyed households, 35.7% belonged to the Below Poverty Line (BPL) category and 64.3% belonged to the Above Poverty Line (APL) category. Out of the total members found in the surveyed households total percentage of elders is 25%. Elder males (26.2%) are more than elder females (23.8%). For details please see Table No. 1.1 and 2.1.

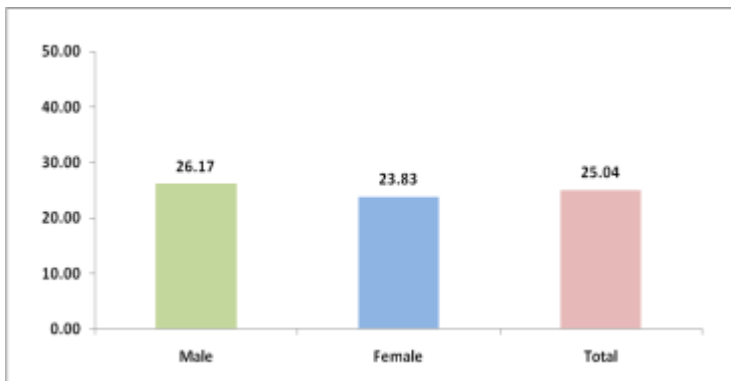


Figure-1: Percentage of Elders in the Surveyed Households

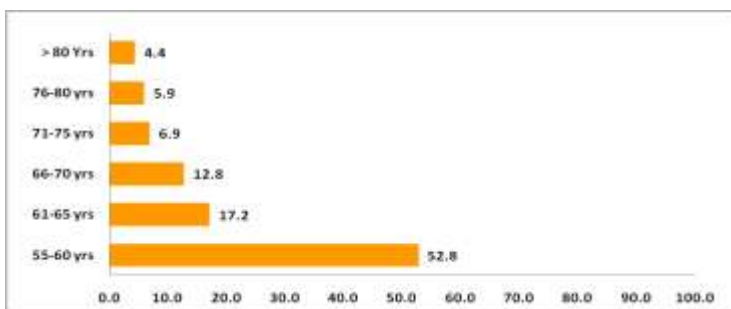


Figure-2: Percentage of Elders in Various Age Groups

While looking at data on percentage of elders in various age groups it becomes clear that as the age increases lesser and lesser elderly persons remain alive. The rate of decrease is lesser as the age group increases.

Educational Status of Elders

Available data on educational status reveal that majority of them are illiterates (69%). Among the rest, literates constitute 30.3%. Marticultates are recorded at 0.5%. All other categories like diploma, graduate, PG etc. are insignificant in percentage terms. Details are available in Table 3.1 to Table 3.8.

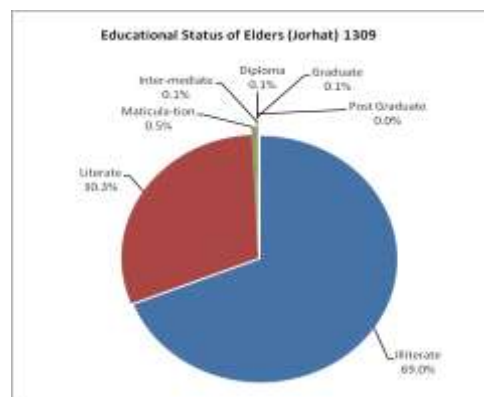


Figure-3: Educational Achievements among Elders

Working & Non-working Elders

60.5% of the elderly persons don't work. Among the working elders working elder men are way higher to working elder women in percentage terms. Among non-working elders percentage of women are much higher than that of non-working men. Working men and women were found across all age groups. Details are available in Table 4.1 and Table 4.2.

Disability

Out of the total elders, 2.8% elders have disability of some kind or the other. All disability categories were reported below 1%. Further details are available in Table 5.1 to Table 5.7.

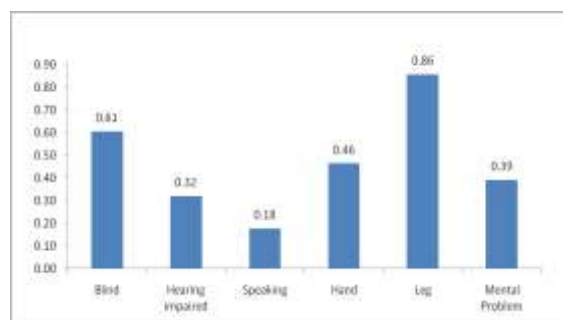


Figure-4: Disability in Elders

Habits among Elders

All elders have reported consumption of one intoxicant or the other. Out of all elders, highest percentage of them is consuming tobacco (44%). Consuming locally brewed alcohol is 36.6% and beedi smoking was reported at almost 22%. Foreign liquor was consumed by 3% elders. Rest of the habits were reported at or below 1.5%.

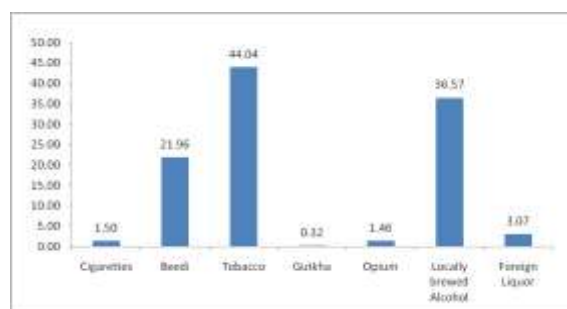


Figure-5: Habits in Elders

Disease Profile of Elders

Among the diseases reported by the surveyed elders, joint pain was reported by highest percentage of men and women (65.5% and more than 62.5% respectively) followed by Ulcer (more than 30% men and almost 28% women), hyper-tension (almost 23% men and 29% women), allergies (10% men and almost 6.5% women), and heart problem (less than 10% men and almost 8% women). Asthma, diabetes and tuberculosis are reported at much lesser levels. The picture is clear from the figure given below. Further details are available in Table 7.1 to Table 7.9.

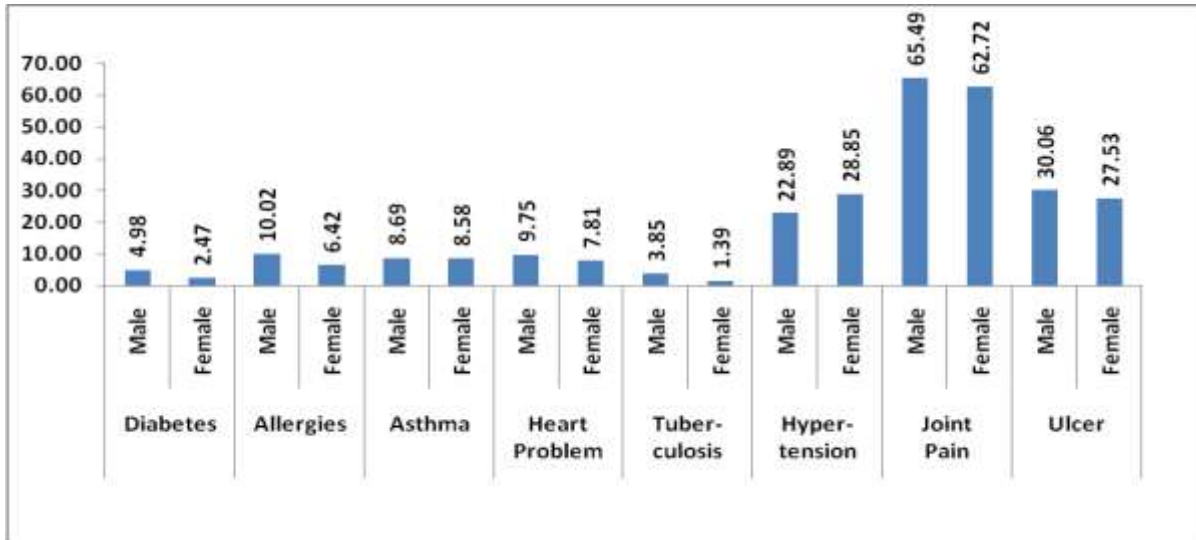


Figure-6: Disease Profile of Elders

Further details on all the aspects related to elders are available in the tables presented below.

Region: North-East	District: Golaghat (Assam)
MMU MIS Location Code: 1309	Block/Mandal: South Golaghat Dev. Block
Unit Name: Jorhat	
ONGC Asset: Jorhat	No. of Identified Site(s): 3

1. Total elderly households: Jorhat (1309)

Table-1.1: Status of Total Elderly Households

Code	District	Block	Site/Village	Family Status			Caste wise Family Distribution					
				BPL	APL	Total	Gen	SC	ST	OBC	Other	Total
1309	Golaghat	South Golaghat Dev. Block	Haldhi bari lachitgaon	214	374	588	114	2	62	254	152	584
1309	Golaghat	South Golaghat Dev. Block	Koroighat	370	459	829	14	2	178	371	261	826
1309	Golaghat	South Golaghat Dev. Block	Madhyam pur	127	449	576	11	3	487	61	12	574
TOTAL				711	1282	1993	139	7	736	686	425	1984
Percentage				35.7	64.3	100	7.0	0.4	36.9	34.4	21.3	100

Total HHs Surveyed - 2006

Non-Elder Households - 13

2. Overview of Family Members: Jorhat (1309)

Table-2.1: Overall Family Members

Family Members	Male	Female	Total
Elder Members >=55 yrs	1507	1293	2800
Other Members (all <=54 yrs)	4251	4133	8384
Total Members	5758	5426	11184
Percentage of Elder members	26.2%	23.8%	25.0%

Table-2.2: Sitewise status of Elders by Age group

Site	Elders 55-60 yrs		Elders 61-65 yrs		Elders 66-70 yrs		Elders 71-75 yrs		Elders 76-80 yrs		Elders Above 80 Yrs	
	M	F	M	F	M	F	M	F	M	F	M	F
HALDHI BARI LACHITGAON	171	216	98	60	76	53	35	33	32	15	24	17
KOROIGHAT	309	283	122	66	83	61	37	28	38	21	29	27
MADHYAM PUR	249	250	80	55	54	31	28	33	33	27	9	17
Total	729	749	300	181	213	145	100	94	103	63	62	61
Percentage	48.4	57.9	19.9	14.0	14.1	11.2	6.6	7.3	6.8	4.9	4.1	4.7

Table-2.3: Total Elders by Age group

Total Elders by Age	Elders 55-60 yrs	Elders 61-65 yrs	Elders 66-70 yrs	Elders 71-75 yrs	Elders 76-80 yrs	Elders above 80 Yrs	Total Elders
Total Elders by Age	1478	481	358	194	166	123	2800
%age Elder by Age	52.8	17.2	12.8	6.9	5.9	4.4	100.0

3. Educational Status of Elders: Unit – Jorhat (1309)

Table-3.1: Summary of Educational Status of Elders

Site	Illiterate	Literate	Maticulation	Intermediate	Diploma	Graduate	Post Graduate
HALDHI BARI LACHITGAON	600	225	3	1	1	0	0
KOROIGHAT	699	396	7	0	1	1	0
MADHYAM PUR	632	226	5	2	0	1	0
Total	1931	847	15	3	2	2	0
Percentage	69.0	30.3	0.5	0.1	0.1	0.1	0.0

Sitewise Educational Status of Elders under age category

Table-3.2: Illiterate Elders

Site	Elders 55-60 yrs		Elders 61-65 Yrs		Elders 66-70 Yrs		Elders 71-75 Yrs		Elders 76-80 Yrs		Elders above 80 Yrs		Total Elders	
	M	F	M	F	M	F	M	F	M	F	M	F	M	F
HALDHI BARI LACHITGAON	92	178	56	54	47	46	24	31	26	15	15	16	260	340
KOROIGHAT	136	236	48	62	36	52	18	27	21	18	20	25	279	420
MADHYAM PUR	134	221	42	48	35	31	17	32	23	27	6	16	257	375
Total	362	635	146	164	118	129	59	90	70	60	41	57	796	1135
%age	49.7	84.8	48.7	90.6	55.4	89.0	59.0	95.7	68.0	95.2	66.1	93.4	52.8	87.8

Table-3.3: Literate Elders

Site	Elders 55-60 yrs		Elders 61-65 Yrs		Elders 66-70 Yrs		Elders 71-75 Yrs		Elders 76-80 Yrs		Elders above 80 Yrs		Total Elders	
	M	F	M	F	M	F	M	F	M	F	M	F	M	F
HALDHI BARI LACHITGAON	76	38	41	5	29	7	11	2	6	0	9	1	172	53
KOROIGHAT	167	45	73	4	47	9	19	1	17	3	9	2	332	64
MADHYAM PUR	111	29	36	7	18	0	10	1	10	0	3	1	188	38
Total	354	112	150	16	94	16	40	4	33	3	21	4	692	155
%age	48.6	15.0	50.0	8.8	44.1	11.0	40.0	4.3	32.0	4.8	33.9	6.6	45.9	12.0

Table-3.4: Elders with Matriculation

Site	Elders 55-60 yrs		Elders 61-65 Yrs		Elders 66-70 Yrs		Elders 71-75 Yrs		Elders 76-80 Yrs		Elders above 80 Yrs		Total Elders	
	M	F	M	F	M	F	M	F	M	F	M	F	M	F
HALDHI BARI LACHITGAON	2	0	0	1	0	0	0	0	0	0	0	0	2	1
KOROIGHAT	5	1	1	0	0	0	0	0	0	0	0	0	6	1
MADHYAM PUR	3	0	1	0	1	0	0	0	0	0	0	0	5	0
Total	10	1	2	1	1	0	0	0	0	0	0	0	13	2
%age	1.4	0.1	0.7	0.6	0.5	0.0	0.0	0.0	0.0	0.0	0.0	0.0	0.9	0.2

Table-3.5: Elders with Intermediate

Site	Elders 55-60 yrs		Elders 61-65 Yrs		Elders 66-70 Yrs		Elders 71-75 Yrs		Elders 76-80 Yrs		Elders above 80 Yrs		Total Elders	
	M	F	M	F	M	F	M	F	M	F	M	F	M	F
HALDHI BARI LACHITGAON	0	0	1	0	0	0	0	0	0	0	0	0	1	0
KOROIGHAT	0	0	0	0	0	0	0	0	0	0	0	0	0	0
MADHYAM PUR	1	0	0	0	0	0	1	0	0	0	0	0	2	0
Total	1	0	1	0	0	0	1	0	0	0	0	0	3	0
%age	0.1	0.0	0.3	0.0	0.0	0.0	1.0	0.0	0.0	0.0	0.0	0.0	0.2	0.0

Table-3.6: Elders with Graduation

Site	Elders 55-60 yrs		Elders 61-65 Yrs		Elders 66-70 Yrs		Elders 71-75 Yrs		Elders 76-80 Yrs		Elders above 80 Yrs		Total Elders	
	M	F	M	F	M	F	M	F	M	F	M	F	M	F
HALDHI BARI LACHITGAON	0	0	0	0	0	0	0	0	0	0	0	0	0	0
KOROIGHAT	1	0	0	0	0	0	0	0	0	0	0	0	1	0
MADHYAM PUR	0	0	1	0	0	0	0	0	0	0	0	0	1	0
Total	1	0	1	0	0	0	0	0	0	0	0	0	2	0
%age	0.1	0.0	0.3	0.0	0.0	0.0	0.0	0.0	0.0	0.0	0.0	0.0	0.1	0.0

Table-3.7: Elders with Post-Graduation

Site	Elders 55-60 yrs		Elders 61-65 Yrs		Elders 66-70 Yrs		Elders 71-75 Yrs		Elders 76-80 Yrs		Elders above 80 Yrs		Total Elders	
	M	F	M	F	M	F	M	F	M	F	M	F	M	F
HALDHI BARI LACHITGAON	0	0	0	0	0	0	0	0	0	0	0	0	0	0
KOROIGHAT	0	0	0	0	0	0	0	0	0	0	0	0	0	0
MADHYAM PUR	0	0	0	0	0	0	0	0	0	0	0	0	0	0
Total	0	0	0	0	0	0	0	0	0	0	0	0	0	0
%age	0.0	0.0	0.0	0.0	0.0	0.0	0.0	0.0	0.0	0.0	0.0	0.0	0.0	0.0

Table-3.8: Elders with Diploma

Site	Elders 55-60 yrs		Elders 61-65 Yrs		Elders 66-70 Yrs		Elders 71-75 Yrs		Elders 76-80 Yrs		Elders above 80 Yrs		Total Elders	
	M	F	M	F	M	F	M	F	M	F	M	F	M	F
HALDHI BARI LACHITGAON	1	0	0	0	0	0	0	0	0	0	0	0	1	0
KOROIGHAT	0	1	0	0	0	0	0	0	0	0	0	0	0	1
MADHYAM PUR	0	0	0	0	0	0	0	0	0	0	0	0	0	0
Total	1	1	0	0	0	0	0	0	0	0	0	0	1	1
%age	0.1	0.1	0.0	0.0	0.0	0.0	0.0	0.0	0.0	0.0	0.0	0.0	0.1	0.1

4. Occupation of Elder Members: Unit – Jorhat (1309)

Table-4.1: Elders Category who are Not Economically Active

Category	Elders 55-60 yrs		Elders 61-65 yrs		Elders 66-70 yrs		Elders 71-75 yrs		Elders 76-80 yrs		Elders above 80 Yrs	
	M	F	M	F	M	F	M	F	M	F	M	F
Nil	114	284	84	124	107	105	55	74	62	58	51	56
House wife	0	405	0	48	0	28	0	19	0	3	0	2
Pensioner	9	0	4	1	0	0	1	0	0	0	0	0
Others	0	0	0	1	0	0	0	0	0	0	0	0
Total	123	689	88	174	107	133	56	93	62	61	51	58
%age	16.9	92.0	29.3	96.1	50.2	91.7	56.0	98.9	60.2	96.8	82.3	95.1

Table-4.2: Working Elders

Category	Elders 55-60 yrs		Elders 61-65 yrs		Elders 66-70 yrs		Elders 71-75 yrs		Elders 76-80 yrs		Elders above 80 Yrs	
	M	F	M	F	M	F	M	F	M	F	M	F
Daily wage	25	23	9	3	8	1	4	0	1	2	1	2
Business	8	1	4	0	1	0	1	0	1	0	0	0
Service	9	1	1	0	2	0	0	0	0	0	0	0
Farmers	562	34	196	4	95	11	38	1	39	0	10	1
Artisans	2	1	2	0	0	0	1	0	0	0	0	0
Total	606	60	212	7	106	12	44	1	41	2	11	3
%age	83.1	8.0	70.7	3.9	49.8	8.3	44.0	1.1	39.8	3.2	17.7	4.9

5. Type of Disabilities in Elders: Unit: Jorhat (1309)

Table-5.1: Disabilities in Elders (Summary)

Disability in Elders	Blind	Hearing impaired	Speaking	Hand	Leg	Mental Problem	Others
HALDHI BARI LACHITGAON	3	2	1	3	5	2	0
KOROIGHAT	10	6	4	10	14	8	0
MADHYAM PUR	4	1	0	0	5	1	0
Total	17	9	5	13	24	11	0
%age with Total Elders	0.61	0.32	0.18	0.46	0.86	0.39	0.00

Villagewise disability in Elders with Age category

Table-5.2: Disability related to Hand in Elders

Village	55-60 yrs		61-65 Yrs		66-70 Yrs		71-75 Yrs		76-80 Yrs		> 80 Yrs		Total	
	M	F	M	F	M	F	M	F	M	F	M	F	M	F
HALDHI BARI LACHITGAON	1	0	0	1	0	0	0	0	0	1	0	0	1	2
KOROIGHAT	5	0	1	1	1	0	0	0	0	1	0	1	7	3
MADHYAM PUR	0	0	0	0	0	0	0	0	0	0	0	0	0	0
Total	6	0	1	2	1	0	0	0	0	2	0	1	8	5
Percentage disability	0.8	0.0	0.3	1.1	0.5	0.0	0.0	0.0	0.0	3.2	0.0	1.6	0.5	0.4

Table-5.3: Blindness among Elders

Village	55-60 yrs		61-65 Yrs		66-70 Yrs		71-75 Yrs		76-80 Yrs		> 80 Yrs		Total	
	M	F	M	F	M	F	M	F	M	F	M	F	M	F
HALDHI BARI LACHITGAON	0	1	0	0	0	0	0	1	0	0	1	0	1	2
KOROIGHAT	0	3	1	0	1	0	1	0	2	0	1	1	6	4
MADHYAM PUR	1	1	0	0	0	0	0	0	1	1	0	0	2	2
Total	1	5	1	0	1	0	1	1	3	1	2	1	9	8
Percentage disability	0.1	0.7	0.3	0.0	0.5	0.0	1.0	1.1	2.9	1.6	3.2	1.6	0.6	0.6

Table-5.4: Disability related to Hearing impaired in Elders

Village	55-60 yrs		61-65 Yrs		66-70 Yrs		71-75 Yrs		76-80 Yrs		> 80 Yrs		Total	
	M	F	M	F	M	F	M	F	M	F	M	F	M	F
HALDHI BARI LACHITGAON	0	0	0	0	1	0	0	0	0	0	0	1	1	1
KOROIGHAT	2	1	1	0	0	2	0	0	0	0	0	0	3	3
MADHYAM PUR	0	1	0	0	0	0	0	0	0	0	0	0	0	1
Total	2	2	1	0	1	2	0	0	0	0	0	1	4	5
Percentage disability	0.3	0.3	0.3	0.0	0.5	1.4	0.0	0.0	0.0	0.0	0.0	1.6	0.3	0.4

Table-5.5: Disability related to Leg in Elders

Village	55-60 yrs		61-65 Yrs		66-70 Yrs		71-75 Yrs		76-80 Yrs		> 80 Yrs		Total	
	M	F	M	F	M	F	M	F	M	F	M	F	M	F
HALDHI BARI LACHITGAON	1	2	0	0	0	0	1	0	0	0	0	1	2	3
KOROIGHAT	5	2	3	0	2	0	0	0	0	1	0	1	10	4
MADHYAM PUR	2	1	1	0	0	0	0	1	0	0	0	0	3	2
Total	8	5	4	0	2	0	1	1	0	1	0	2	15	9
Percentage disability	1.1	0.7	1.3	0.0	0.9	0.0	1.0	1.1	0.0	1.6	0.0	3.3	1.0	0.7

Table-5.6: Mental Disability in Elders

Village	55-60 yrs		61-65 Yrs		66-70 Yrs		71-75 Yrs		76-80 Yrs		> 80 Yrs		Total	
	M	F	M	F	M	F	M	F	M	F	M	F	M	F
HALDHI BARI LACHITGAON	0	0	0	1	0	0	0	0	0	0	1	0	1	1
KOROIGHAT	0	4	0	1	2	0	1	0	0	0	0	0	3	5
MADHYAM PUR	1	0	0	0	0	0	0	0	0	0	0	0	1	0
Total	1	4	0	2	2	0	1	0	0	0	1	0	5	6
Percentage disability	0.1	0.5	0.0	1.1	0.9	0.0	1.0	0.0	0.0	0.0	1.6	0.0	0.3	0.5

Table-5.7: Disability related to Speaking in Elders

Village	55-60 yrs		61-65 Yrs		66-70 Yrs		71-75 Yrs		76-80 Yrs		> 80 Yrs		Total	
	M	F	M	F	M	F	M	F	M	F	M	F	M	F
HALDHI BARI LACHITGAON	0	0	0	0	0	0	0	0	0	0	0	1	0	1
KOROIGHAT	1	1	1	0	0	1	0	0	0	0	0	0	2	2
MADHYAM PUR	0	0	0	0	0	0	0	0	0	0	0	0	0	0
Total	1	1	1	0	0	1	0	0	0	0	0	1	2	3
Percentage disability	0.1	0.1	0.3	0.0	0.0	0.7	0.0	0.0	0.0	0.0	0.0	1.6	0.1	0.2

6. Habits in Elders: Unit: Jorhat (1309)

Table-6.1: Habits in Elders (Summary)

Site	Cigarettes		Beedi		Tobacco		Gutkha		Opium		Locally brewed		Foreign Liquor	
	M	F	M	F	M	F	M	F	M	F	M	F	M	F
HALDHI BARI LACHITGAON	8	2	104	32	279	204	2	3	15	2	191	129	2	1
KOROIGHAT	25	2	213	96	361	172	1	0	22	0	248	136	59	21
MADHYAM PUR	4	1	141	29	182	35	2	1	2	0	187	133	2	1
TOTAL	37	5	458	157	822	411	5	4	39	2	626	398	63	23
%	2.5	0.4	30.4	12.1	54.5	31.8	0.3	0.3	2.6	0.2	41.5	30.8	4.2	1.8

Villagewise Habits in Elders

Table-6.2: Cigarettes Smoking Elders

Site	Elders		%age	
	M	F	M	F
HALDHI BARI LACHITGAON	8	2	1.8	0.5
KOROIGHAT	25	2	4.0	0.4
MADHYAM PUR	4	1	0.9	0.2
TOTAL	37	5	2.5	0.4

Table-6.2: Beedi Smoking Elders

Site	Elders		%age	
	M	F	M	F
HALDHI BARI LACHITGAON	104	32	23.9	8.1
KOROIGHAT	213	96	34.5	19.8
MADHYAM PUR	141	29	31.1	7.0
TOTAL	458	157	30.4	12.1

Table-6.3: Tobacco Chewing Elders

Site	Elders		%age	
	M	F	M	F
HALDHI BARI LACHITGAON	279	204	64.0	51.8
KOROIGHAT	361	172	58.4	35.4
MADHYAM PUR	182	35	40.2	8.5
TOTAL	822	411	54.5	31.8

Table-6.4: Gutkha Consuming Elders

Site	Elders		%age	
	M	F	M	F
HALDHI BARI LACHITGAON	2	3	0.5	0.8
KOROIGHAT	1	0	0.2	0.0
MADHYAM PUR	2	1	0.4	0.2
TOTAL	5	4	0.3	0.3

Table-6.5: Opium Consuming Elders

Site	Elders		%age	
	M	F	M	F
HALDHI BARI LACHITGAON	15	2	3.4	0.5
KOROIGHAT	22	0	3.6	0.0
MADHYAM PUR	2	0	0.4	0.0
TOTAL	39	2	2.6	0.2

Table-6.6: Elders consuming locally brewed Alcohol

Site	Elders		%age	
	M	F	M	F
HALDHI BARI LACHITGAON	191	129	43.8	32.7
KOROIGHAT	248	136	40.1	28.0
MADHYAM PUR	187	133	41.3	32.2
TOTAL	626	398	41.5	30.8

Table-6.7: Elders consuming Foreign Liquor

Site	Elders		%age	
	M	F	M	F
HALDHI BARI LACHITGAON	2	1	0.5	0.3
KOROIGHAT	59	21	9.5	4.3
MADHYAM PUR	2	1	0.4	0.2
TOTAL	63	23	4.2	1.8

7. Diseases in Elders: Unit- Jorhat (1309)

Table-7.1: Diseases in Elders (Summary)

Site	Diabetes		Allergies		Asthma		Heart Problem		Tuber-culosis		Hyper-tension		Joint Pain		Ulcer	
	M	F	M	F	M	F	M	F	M	F	M	F	M	F	M	F
HALDHI BARI LACHITGAON	25	15	62	40	47	48	50	42	23	8	112	126	311	284	76	53
KOROIGHAT	28	9	45	29	55	47	46	39	30	6	188	216	311	270	119	129
MADHYAM PUR	22	8	44	14	29	16	51	20	5	4	45	31	365	257	258	174
Total	75	32	151	83	131	111	147	101	58	18	345	373	987	811	453	356
%age to Total Elders	4.98	2.47	10.02	6.42	8.69	8.58	9.75	7.81	3.85	1.39	22.89	28.85	65.49	62.72	30.06	27.53

Villagewise Diseases in Elders

Table-7.2: Elders suffering from Diabetes

Site	Male	Female	%M	%F
HALDHI BARI LACHITGAON	25	15	5.73	3.81
KOROIGHAT	28	9	4.53	1.85
MADHYAM PUR	22	8	4.86	1.94
Total	75	32	4.98	2.47

Table-7.3: Elders suffering from Allergies

Site	Male	Female	%M	%F
HALDHI BARI LACHITGAON	62	40	14.22	10.15
KOROIGHAT	45	29	7.28	5.97
MADHYAM PUR	44	14	9.71	3.39
Total	151	83	10.02	6.42

Table-7.4: Elders suffering from Asthma

Site	Male	Female	%M	%F
HALDHI BARI LACHITGAON	47	48	10.78	12.18
KOROIGHAT	55	47	8.90	9.67
MADHYAM PUR	29	16	6.40	3.87
Total	131	111	8.69	8.58

Table-7.5: Elders suffering from Heart Problem

Site	Male	Female	%M	%F
HALDHI BARI LACHITGAON	50	42	11.47	10.66
KOROIGHAT	46	39	7.44	8.02
MADHYAM PUR	51	20	11.26	4.84
Total	147	101	9.75	7.81

Table-7.6: Elders suffering from Tuberculosis

Site	Male	Female	%M	%F
HALDHI BARI LACHITGAON	23	8	5.28	2.03
KOROIGHAT	30	6	4.85	1.23
MADHYAM PUR	5	4	1.10	0.97
Total	58	18	3.85	1.39

Table-7.7: Elders suffering from Hypertension

Site	Male	Female	%M	%F
HALDHI BARI LACHITGAON	112	126	25.69	31.98
KOROIGHAT	188	216	30.42	44.44
MADHYAM PUR	45	31	9.93	7.51
Total	345	373	22.89	28.85

Table-7.8: Elders suffering from Joint Pain

Site	Male	Female	%M	%F
HALDHI BARI LACHITGAON	311	284	71.33	72.08
KOROIGHAT	311	270	50.32	55.56
MADHYAM PUR	365	257	80.57	62.23
Total	987	811	65.49	62.72

Table-7.9: Elders suffering from Ulcer

Site	Male	Female	%M	%F
HALDHI BARI LACHITGAON	76	53	17.43	13.45
KOROIGHAT	119	129	19.26	26.54
MADHYAM PUR	258	174	56.95	42.13
Total	453	356	30.06	27.53

8. Monthly Income of families – Unit- Jorhat (1309)

Income Range	Families	%age
Income not Recorded	86	
<=1500	1054	54.9
1501-2000	279	14.5
2001-5000	397	20.7
5001-10000	134	7.0
10001-20000	43	2.2
20001-50000	12	0.6
>50000	1	0.1
Total	1920	
Total HHs Surveyed	2006	

