



A JOINT INITIATIVE OF HELPAGE INDIA AND ONGC

Varishthajana Swasthya Sewa Abhiyan

MOBILE HEALTHCARE PROGRAMME FOR THE AGED IN 20 LOCATIONS ACROSS INDIA



Analysis & Findings of Baseline Survey Conducted for implementation of Mobile Health Care Programme for the Aged in Operational Area of Mehsana MMU under ONGC Asset, Mehsana

Project Implemented by

HelpAge India | Fighting isolation,
poverty, neglect

Study conducted by

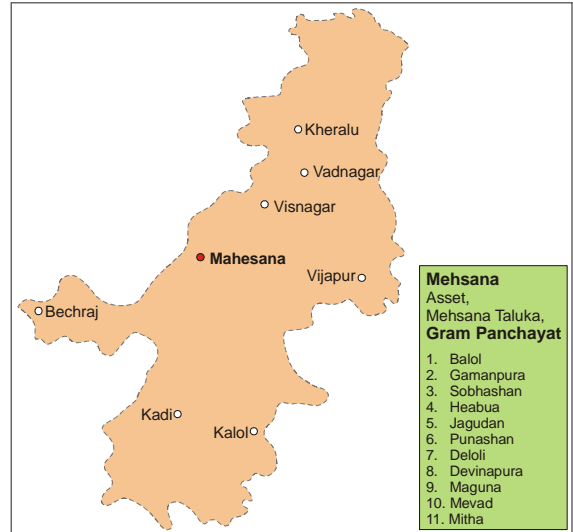
Four x 4
Empowering People

Analysis & Findings of Baseline Survey Conducted for implementation of Mobile Health Care Programme for the Aged

Unit: Mehsana (MMU MIS Location Code: 1315)

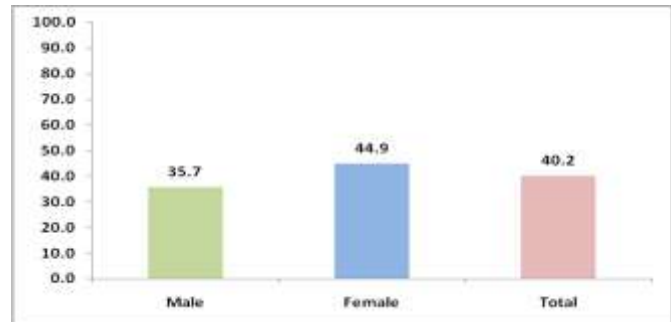
Background

Mehsana is one of the biggest operation within the ONGC set up in terms of areas of operation. The actual areas of operation are within 5 to 55 kilometers from Mehsana city and the selected villages, have drilling and exploration sites. The target villages were identified in consultation with the concerned ONGC officials. Accordingly, the survey was conducted to identify all households with elderly persons (aged 55 years and above) in the selected villages. Details are available in Table 1.1.

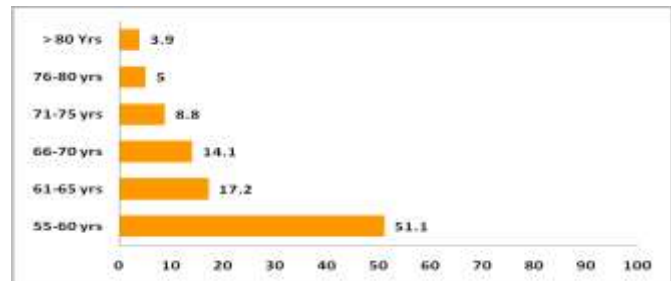


Demography

Of all the 2802 households, below 9% are Below Poverty Line (BPL) whereas the rest (more than 91%) belong to the Above Poverty Line (APL) category. Out of the total members of all the surveyed households, elders constitute more than 40%. Male elders are more than 35.5% and female elders are almost 45%. Details are available in Table 2.1.



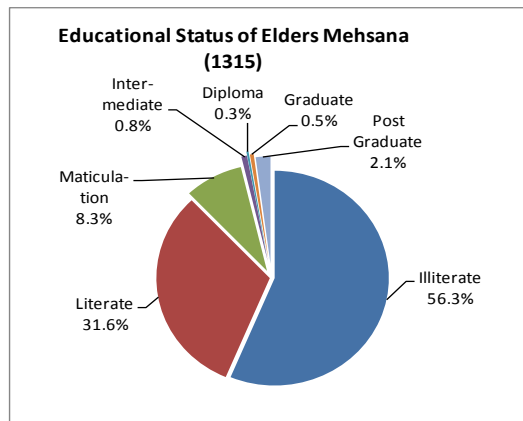
When one looks at the percentages of elders in different age groups, the 'above 80 years' category is at the bottom and the percentage increases with each successive younger age group among elders. The percentage of the youngest age group among elders is the highest among all. Details are available in Table 2.2 to Table 2.3.



Education

Data on educational status on elders reveal that more than 56% are illiterate and out of the rest more than 31.5% are just literate. Matriculates are more than 8% and post-graduates are more than 2%. Intermediate, diploma and graduate categories are all below 1% level. Details are available in Table 3.1 to Table 3.8.

Out of all elders more than 65.5% are not working. Among non-working elders percentages of women elders across all age groups are far more than men elders. At the other end, across all age groups of elders the percentages of working elder men are far above working elder women. Working men and women were found across all age categories. More details are in Table 4.1 to 4.2.



Disability

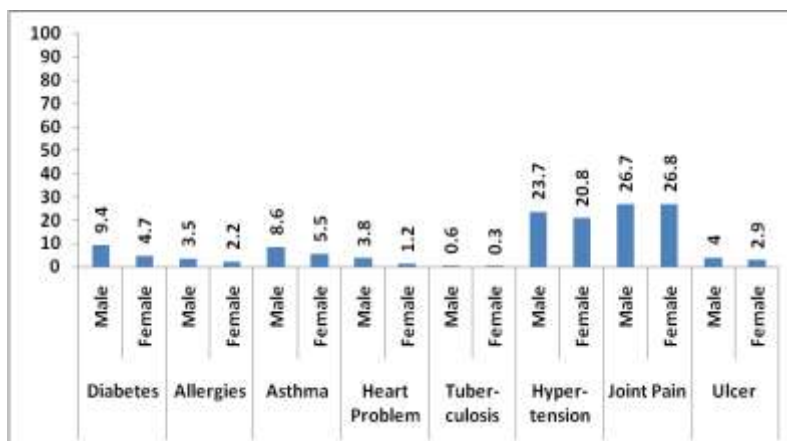
Out of all surveyed elders, almost 4.5% are reported to be disabled. Leg related disability is at below 2% level and highest among all. All other categories have reported at less than 1% level. Speaking disability was at an insignificant level. Details are available in Table 5.1 to Table 5.7.

Habits in Elders

78% of all elders do not have any habits of intoxication which is revealed by collected data. Out of all elders who have reported one habit or the other, highest percentage (13.5%) are smoking beedi, remotely followed by 6.5% using tobacco and more than 1.1% using gutkha. None was found using foreign liquor. Other two categories were found at (cigarette, opium and locally brewed liquor) insignificant levels. Details are available in Table 6.1 to Table 6.7.

Disease Profile of Elders

Among the elders of the identified villages, joint pain has affected the highest percentage-almost 27% females and more than 26.5% males. Almost 23.5% males and almost 21% females have reported to be suffering from hyper-tension. Diabetes was reported by almost 9.5% males and more than 4.5% females. More than 8.5% males and almost 5.5% females are suffering from Asthma. Almost 4% males and more than 1% females are having heart disease. 4% males and almost 3% females are suffering from Ulcer. 3.5% males and more than 2% females are affected by Allergies. Tuberculosis is reported at less than 1% level for males and females. Among all diseases, in case of only joint pain percentage of affected women is marginally more than men. For details please see Table 7.1 to Table 7.8.



Further details on all the aspects related to elders are available in the tables presented below.

Region: West	District: Mehsana (Gujrat)
MMU MIS Location Code: 1315	Mandal/Block(s): Mehsana
Unit Name: Mehsana	No. of Identified Site(s): 11
ONGC Asset: Mehsana	

1. Total elderly households: Mehsana (1315)

Table-1.1: Status of Total Elderly Households

Code	District	Block	Site/ Village	Family Status			Caste wise Family Distribution					
				BPL	APL	Total	Gen	SC	ST	OBC	Other	Total
1315	MEHSANA	MEHSANA	BALOL	38	661	699	476	42	0	173	8	699
1315	MEHSANA	MEHSANA	DELOLI	13	188	201	146	7	0	43	5	201
1315	MEHSANA	MEHSANA	DEVINA PURA	2	118	120	96	20	0	4	0	120
1315	MEHSANA	MEHSANA	GAMANPURA	1	174	175	117	24	4	0	30	175
1315	MEHSANA	MEHSANA	HEABUA	46	107	153	83	31	0	39	0	153
1315	MEHSANA	MEHSANA	JAGUDAN	83	338	421	195	16	0	207	3	421
1315	MEHSANA	MEHSANA	MAGUNA	16	148	164	95	34	0	28	7	164
1315	MEHSANA	MEHSANA	MEVAD	19	128	147	40	0	0	106	1	147
1315	MEHSANA	MEHSANA	MITHA	7	206	213	98	50	0	63	2	213
1315	MEHSANA	MEHSANA	PUNASHAN	15	281	296	28	30	0	232	6	296
1315	MEHSANA	MEHSANA	SHOBHASHAN	9	204	213	52	16	0	145	0	213
			TOTAL	249	2553	2802	1426	270	4	1040	62	2802
			Percentage	8.9	91.1	100	50.9	9.6	0.1	37.1	2.2	100

Total HHs Surveyed - 2856
 Non-Elder Households - 54

2. Overview of Family Members: Mehsana(1315)

Table-2.1: Overall Family Members

Family Members	Male	Female	Total
Elder Members >=55 yrs	1966	2315	4281
Other Members (all <=54 yrs)	3542	2836	6378
Total Members	5508	5151	10659
Percentage of Elders	35.7%	44.9%	40.2%

Table-2.2: Sitewise status of Elders by Age group

Site	Elders 55-60 yrs		Elders 61-65 yrs		Elders 66-70 yrs		Elders 71-75 yrs		Elders 76-80 yrs		Elders Above 80 Yrs	
	M	F	M	F	M	F	M	F	M	F	M	F
BALOL	281	292	71	93	54	77	34	44	17	36	19	31
DELOLI	64	89	35	29	15	29	22	21	8	14	4	6
DEVINA PURA	23	43	16	29	20	19	11	14	10	4	3	4
GAMAN PURA	41	61	25	29	21	26	20	20	5	8	3	13
HEABUA	45	61	28	23	16	26	10	6	1	9	0	6
JAGUDAN	156	165	55	57	51	48	40	28	15	15	12	12
MAGUNA	74	92	15	10	11	16	13	11	2	5	3	5
MEVAD	60	49	18	10	11	16	3	2	4	3	4	7
MITHA	79	102	26	20	25	32	11	5	6	10	5	6
PUNASHAN	111	131	34	41	27	29	12	25	9	17	8	5
SOBHASHAN	72	97	33	38	16	19	13	10	6	9	4	6
Total	1006	1182	356	379	267	337	189	186	83	130	65	101
Percentage	51.2	51.1	18.1	16.4	13.6	14.6	9.6	8.0	4.2	5.6	3.3	4.4

Table-2.3: Total Elders by Age group

Total Elders by Age	Elders 55-60 yrs	Elders 61-65 yrs	Elders 66-70 yrs	Elders 71-75 yrs	Elders 76-80 yrs	Elders above 80 Yrs	Total
Total Elders by Age	2188	735	604	375	213	166	4281
%age Elder by Age	51.1	17.2	14.1	8.8	5.0	3.9	100.0

3. Educational Status of Elders: Unit – Mehsana (1315)

Table-3.1: Summary of Educational Status

Site	Illiterate	Literate	Maticulation	Intermediate	Diploma	Graduate	Post Graduate
BALOL	653	296	32	3	1	4	60
DELOLI	230	33	66	0	0	5	2
DEVINA PURA	104	67	22	0	1	1	1
GAMAN PURA	140	88	40	3	1	0	0
HEABUA	129	85	14	1	0	0	2
JAGUDAN	298	233	81	14	7	9	12
MAGUNA	183	71	3	0	0	0	0
MEVAD	121	45	18	0	1	1	1
MITHA	120	158	37	9	0	0	3
PUNASHAN	305	94	37	4	2	0	7
SOBHASHAN	128	184	7	0	0	3	1
Total	2411	1354	357	34	13	23	89
Percentage	56.3	31.6	8.3	0.8	0.3	0.5	2.1

Sitewise Educational Status of Elders under age category

Table-3.2: Illiterate Elders

Site	Elders 55-60 yrs		Elders 61-65 Yrs		Elders 66-70 Yrs		Elders 71-75 Yrs		Elders 76-80 Yrs		Elders above 80 Yrs		Total Elders	
	M	F	M	F	M	F	M	F	M	F	M	F	M	F
BALOL	101	208	23	78	22	73	24	42	9	33	11	29	190	463
DELOLI	20	67	20	28	9	27	13	19	4	14	4	5	70	160
DEVINA PURA	2	19	4	21	10	16	4	10	9	3	3	3	32	72
GAMAN PURA	7	30	3	21	6	20	8	19	5	7	2	12	31	109
HEABUA	8	39	8	19	9	19	7	5	1	9	0	5	33	96
JAGUDAN	46	95	22	33	17	30	13	16	5	9	3	9	106	192
MAGUNA	24	88	6	10	6	16	8	11	1	5	3	5	48	135
MEVAD	19	43	7	8	6	16	2	2	4	3	4	7	42	79
MITHA	7	46	3	11	5	25	3	3	2	7	2	6	22	98
PUNASHAN	37	113	9	38	12	28	10	25	6	17	5	5	79	226
SOBHASHAN	12	56	10	19	3	5	2	6	3	6	2	4	32	96
Total	283	804	115	286	105	275	94	158	49	113	39	90	685	1726
%age	28.1	68.0	32.3	75.5	39.3	81.6	49.7	84.9	59.0	86.9	60.0	89.1	34.8	74.6

Table-3.3: Literate Elders

Site	Elders 55-60 yrs		Elders 61-65 Yrs		Elders 66-70 Yrs		Elders 71-75 Yrs		Elders 76-80 Yrs		Elders above 80 Yrs		Total Elders	
	M	F	M	F	M	F	M	F	M	F	M	F	M	F
BALOL	137	65	38	9	19	3	9	2	6	2	4	2	213	83
DELOLI	7	13	2	1	2	2	2	2	1	0	0	1	14	19
DEVINA PURA	7	19	7	8	9	3	7	4	1	1	0	1	31	36
GAMAN PURA	13	31	9	8	8	6	9	1	0	1	1	1	40	48
HEABUA	25	22	18	4	4	7	3	1	0	0	0	1	50	35
JAGUDAN	56	53	18	20	21	16	18	8	9	4	7	3	129	104
MAGUNA	47	4	9	0	5	0	5	0	1	0	0	0	67	4
MEVAD	25	6	10	2	1	0	1	0	0	0	0	0	37	8
MITHA	41	53	13	9	16	7	8	2	4	2	3	0	85	73
PUNASHAN	42	17	15	3	10	1	2	0	2	0	2	0	73	21
SOBHASHAN	54	41	20	19	13	13	10	4	3	3	2	2	102	82
Total	454	324	159	83	108	58	74	24	27	13	19	11	841	513
%age	45.1	27.4	44.7	21.9	40.4	17.2	39.2	12.9	32.5	10.0	29.2	10.9	42.8	22.2

Table-3.4: Elders with Matriculation

Site	Elders 55-60 yrs		Elders 61-65 Yrs		Elders 66-70 Yrs		Elders 71-75 Yrs		Elders 76-80 Yrs		Elders above 80 Yrs		Total Elders	
	M	F	M	F	M	F	M	F	M	F	M	F	M	F
BALOL	18	5	3	0	6	0	0	0	0	0	0	0	27	5
DELOLI	34	8	10	0	4	0	7	0	3	0	0	0	58	8
DEVINA PURA	12	4	5	0	1	0	0	0	0	0	0	0	18	4
GAMAN PURA	19	0	13	0	6	0	2	0	0	0	0	0	40	0
HEABUA	10	0	2	0	2	0	0	0	0	0	0	0	14	0
JAGUDAN	42	7	9	3	8	0	8	1	1	1	1	0	69	12
MAGUNA	3	0	0	0	0	0	0	0	0	0	0	0	3	0
MEVAD	14	0	1	0	3	0	0	0	0	0	0	0	18	0
MITHA	25	2	7	0	3	0	0	0	0	0	0	0	35	2
PUNASHAN	21	1	9	0	4	0	0	0	1	0	1	0	36	1
SOBHASHAN	3	0	3	0	0	1	0	0	0	0	0	0	6	1
Total	201	27	62	3	37	1	17	1	5	1	2	0	324	33
%age	20.0	2.3	17.4	0.8	13.9	0.3	9.0	0.5	6.0	0.8	3.1	0.0	16.5	1.4

Table-3.5: Elders with Intermediate

Site	Elders 55-60 yrs		Elders 61-65 Yrs		Elders 66-70 Yrs		Elders 71-75 Yrs		Elders 76-80 Yrs		Elders above 80 Yrs		Total Elders	
	M	F	M	F	M	F	M	F	M	F	M	F	M	F
BALOL	1	1	0	0	1	0	0	0	0	0	0	0	2	1
DELOLI	0	0	0	0	0	0	0	0	0	0	0	0	0	0
DEVINA PURA	0	0	0	0	0	0	0	0	0	0	0	0	0	0
GAMAN PURA	1	0	0	0	1	0	1	0	0	0	0	0	3	0
HEABUA	1	0	0	0	0	0	0	0	0	0	0	0	1	0
JAGUDAN	4	3	1	0	1	2	1	1	0	1	0	0	7	7
MAGUNA	0	0	0	0	0	0	0	0	0	0	0	0	0	0
MEVAD	0	0	0	0	0	0	0	0	0	0	0	0	0	0
MITHA	5	1	2	0	1	0	0	0	0	0	0	0	8	1
PUNASHAN	3	0	1	0	0	0	0	0	0	0	0	0	4	0
SOBHASHAN	0	0	0	0	0	0	0	0	0	0	0	0	0	0
Total	15	5	4	0	4	2	2	1	0	1	0	0	25	9
%age	1.5	0.4	1.1	0.0	1.5	0.6	1.1	0.5	0.0	0.8	0.0	0.0	1.3	0.4

Table-3.6: Elders with Graduation

Site	Elders 55-60 yrs		Elders 61-65 Yrs		Elders 66-70 Yrs		Elders 71-75 Yrs		Elders 76-80 Yrs		Elders above 80 Yrs		Total Elders	
	M	F	M	F	M	F	M	F	M	F	M	F	M	F
BALOL	3	0	1	0	0	0	0	0	0	0	0	0	4	0
DELOLI	3	0	2	0	0	0	0	0	0	0	0	0	5	0
DEVINA PURA	1	0	0	0	0	0	0	0	0	0	0	0	1	0
GAMAN PURA	0	0	0	0	0	0	0	0	0	0	0	0	0	0
HEABUA	0	0	0	0	0	0	0	0	0	0	0	0	0	0
JAGUDAN	4	1	2	0	2	0	0	0	0	0	0	0	8	1
MAGUNA	0	0	0	0	0	0	0	0	0	0	0	0	0	0

Site	Elders 55-60 yrs		Elders 61-65 Yrs		Elders 66-70 Yrs		Elders 71-75 Yrs		Elders 76-80 Yrs		Elders above 80 Yrs		Total Elders	
	M	F	M	F	M	F	M	F	M	F	M	F	M	F
MEVAD	1	0	0	0	0	0	0	0	0	0	0	0	1	0
MITHA	0	0	0	0	0	0	0	0	0	0	0	0	0	0
PUNASHAN	0	0	0	0	0	0	0	0	0	0	0	0	0	0
SOBHASHAN	2	0	0	0	0	0	1	0	0	0	0	0	3	0
Total	14	1	5	0	2	0	1	0	0	0	0	0	22	1
%age	1.4	0.1	1.4	0.0	0.7	0.0	0.5	0.0	0.0	0.0	0.0	0.0	1.1	0.0

Table-3.7: Elders with Post-Graduation

Site	Elders 55-60 yrs		Elders 61-65 Yrs		Elders 66-70 Yrs		Elders 71-75 Yrs		Elders 76-80 Yrs		Elders above 80 Yrs		Total Elders	
	M	F	M	F	M	F	M	F	M	F	M	F	M	F
BALOL	20	13	6	6	6	1	1	0	2	1	4	0	39	21
DELOLI	0	1	1	0	0	0	0	0	0	0	0	0	1	1
DEVINA PURA	1	0	0	0	0	0	0	0	0	0	0	0	1	0
GAMAN PURA	0	0	0	0	0	0	0	0	0	0	0	0	0	0
HEABUA	1	0	0	0	1	0	0	0	0	0	0	0	2	0
JAGUDAN	2	4	1	1	2	0	0	1	0	0	1	0	6	6
MAGUNA	0	0	0	0	0	0	0	0	0	0	0	0	0	0
MEVAD	0	0	0	0	1	0	0	0	0	0	0	0	1	0
MITHA	1	0	1	0	0	0	0	0	0	1	0	0	2	1
PUNASHAN	6	0	0	0	1	0	0	0	0	0	0	0	7	0
SOBHASHAN	1	0	0	0	0	0	0	0	0	0	0	0	1	0
Total	32	18	9	7	11	1	1	1	2	2	5	0	60	29
%age	3.2	1.5	2.5	1.8	4.1	0.3	0.5	0.5	2.4	1.5	7.7	0.0	3.1	1.3

Table-3.8: Elders with Diploma

Site	Elders 55-60 yrs		Elders 61-65 Yrs		Elders 66-70 Yrs		Elders 71-75 Yrs		Elders 76-80 Yrs		Elders above 80 Yrs		Total Elders	
	M	F	M	F	M	F	M	F	M	F	M	F	M	F
BALOL	1	0	0	0	0	0	0	0	0	0	0	0	1	0
DELOLI	0	0	0	0	0	0	0	0	0	0	0	0	0	0
DEVINA PURA	0	1	0	0	0	0	0	0	0	0	0	0	0	1
GAMAN PURA	1	0	0	0	0	0	0	0	0	0	0	0	1	0
HEABUA	0	0	0	0	0	0	0	0	0	0	0	0	0	0
JAGUDAN	2	2	2	0	0	0	0	1	0	0	0	0	4	3
MAGUNA	0	0	0	0	0	0	0	0	0	0	0	0	0	0
MEVAD	1	0	0	0	0	0	0	0	0	0	0	0	1	0
MITHA	0	0	0	0	0	0	0	0	0	0	0	0	0	0
PUNASHAN	2	0	0	0	0	0	0	0	0	0	0	0	2	0
SOBHASHAN	0	0	0	0	0	0	0	0	0	0	0	0	0	0
Total	7	3	2	0	0	0	0	1	0	0	0	0	9	4
%age	0.7	0.3	0.6	0.0	0.0	0.0	0.0	0.5	0.0	0.0	0.0	0.0	0.5	0.2

4. Occupation of Family Members: Unit – Mehsana (1315)

Table-4.1: Elders Category who are Not Economically Active

Category	Elders 55-60 yrs		Elders 61-65 yrs		Elders 66-70 yrs		Elders 71-75 yrs		Elders 76-80 yrs		Elders above 80 Yrs	
	M	F	M	F	M	F	M	F	M	F	M	F
Nil	141	186	110	119	110	149	91	101	42	84	42	70
House wife	0	900	0	245	0	165	0	78	0	39	0	24
Pensioner	0	0	0	0	0	0	0	0	0	0	0	0
Others	55	8	18	2	14	2	6	2	2	2	1	0
Total	196	1094	128	366	124	316	97	181	44	125	43	94
%age	19.5	92.6	36.0	96.6	46.4	93.8	51.3	97.3	53.0	96.2	66.2	93.1

Table-4.2: Working Elders

Category	Elders 55-60 yrs		Elders 61-65 yrs		Elders 66-70 yrs		Elders 71-75 yrs		Elders 76-80 yrs		Elders above 80 Yrs	
	M	F	M	F	M	F	M	F	M	F	M	F
Daily wage	151	9	23	1	15	3	4	2	5	0	1	0
Business	55	1	10	1	10	0	0	0	1	0	0	0
Service	120	4	9	1	4	0	0	0	0	0	0	0
Farmers	482	74	186	10	114	18	86	3	33	4	21	7
Artisans	2	0	0	0	0	0	2	0	0	1	0	0
Total	810	88	228	13	143	21	92	5	39	5	22	7
%age	80.5	7.4	64.0	3.4	53.6	6.2	48.7	2.7	47.0	3.8	33.8	6.9

5. Type of Disabilities in Elders: Unit: Mehsana (1315)

Table-5.1: Disabilities in Elders (Summary)

Disability in Elders	Blind	Hearing impaired	Speaking	Hand	Leg	Mental Problem	Others
BALOL	7	0	0	1	9	12	0
DELOLI	2	0	0	0	2	0	0
DEVINA PURA	0	9	3	13	24	3	0
GAMAN PURA	4	2	0	0	4	2	0
HEABUA	0	0	0	0	3	0	0
JAGUDAN	7	5	1	1	11	0	0
MAGUNA	8	3	1	2	3	0	0
MEVAD	0	0	0	1	4	0	0
MITHA	0	4	0	1	1	0	0
PUNASHAN	2	1	2	3	15	0	0
SOBHASHAN	7	1	0	1	2	1	0
Total	37	25	7	23	78	18	0
% with Total Elders	0.86	0.58	0.16	0.54	1.82	0.42	0.00

Villagewise disability in Elders with Age category

Table-5.2: Disability related to Hand in Elders

Village	55-60 yrs		61-65 Yrs		66-70 Yrs		71-75 Yrs		76-80 Yrs		> 80 Yrs		Total	
	M	F	M	F	M	F	M	F	M	F	M	F	M	F
BALOL	0	1	0	0	0	0	0	0	0	0	0	0	0	1
DELOLI	0	0	0	0	0	0	0	0	0	0	0	0	0	0
DEVINA PURA	0	1	4	0	1	1	1	2	3	0	0	0	9	4
GAMAN PURA	0	0	0	0	0	0	0	0	0	0	0	0	0	0
HEABUA	0	0	0	0	0	0	0	0	0	0	0	0	0	0
JAGUDAN	0	1	0	0	0	0	0	0	0	0	0	0	0	1
MAGUNA	0	0	0	0	0	1	1	0	0	0	0	0	1	1
MEVAD	0	0	1	0	0	0	0	0	0	0	0	0	1	0
MITHA	1	0	0	0	0	0	0	0	0	0	0	0	1	0
PUNASHAN	2	0	0	1	0	0	0	0	0	0	0	0	2	1
SOBHASHAN	0	0	0	1	0	0	0	0	0	0	0	0	0	1
Total	3	3	5	2	1	2	2	2	3	0	0	0	14	9
Percentage disability	0.3	0.3	1.4	0.5	0.4	0.6	1.1	1.1	3.6	0.0	0.0	0.0	0.7	0.4

Table-5.3: Blindness among Elders

Village	55-60 yrs		61-65 Yrs		66-70 Yrs		71-75 Yrs		76-80 Yrs		> 80 Yrs		Total	
	M	F	M	F	M	F	M	F	M	F	M	F	M	F
BALOL	2	1	1	0	0	0	2	0	0	0	1	0	6	1
DELOLI	1	1	0	0	0	0	0	0	0	0	0	0	1	1
DEVINA PURA	0	0	0	0	0	0	0	0	0	0	0	0	0	0
GAMAN PURA	0	0	1	0	0	0	3	0	0	0	0	0	4	0
HEABUA	0	0	0	0	0	0	0	0	0	0	0	0	0	0
JAGUDAN	0	0	1	0	1	3	2	0	0	0	0	0	4	3
MAGUNA	2	1	1	0	0	0	1	2	0	0	1	0	5	3

Village	55-60 yrs		61-65 Yrs		66-70 Yrs		71-75 Yrs		76-80 Yrs		> 80 Yrs		Total	
	M	F	M	F	M	F	M	F	M	F	M	F	M	F
MEVAD	0	0	0	0	0	0	0	0	0	0	0	0	0	0
MITHA	0	0	0	0	0	0	0	0	0	0	0	0	0	0
PUNASHAN	2	0	0	0	0	0	0	0	0	0	0	0	2	0
SOBHASHAN	1	1	0	1	1	1	1	0	0	1	0	0	3	4
Total	8	4	4	1	2	4	9	2	0	1	2	0	25	12
Percentage disability	0.8	0.3	1.1	0.3	0.7	1.2	4.8	1.1	0.0	0.8	3.1	0.0	1.3	0.5

Table-5.4: Disability related to Hearing impaired in Elders

Village	55-60 yrs		61-65 Yrs		66-70 Yrs		71-75 Yrs		76-80 Yrs		> 80 Yrs		Total	
	M	F	M	F	M	F	M	F	M	F	M	F	M	F
BALOL	0	0	0	0	0	0	0	0	0	0	0	0	0	0
DELOLI	0	0	0	0	0	0	0	0	0	0	0	0	0	0
DEVINA PURA	0	2	1	2	2	1	0	0	1	0	0	0	4	5
GAMAN PURA	0	0	0	0	1	0	0	0	0	1	0	0	1	1
HEABUA	0	0	0	0	0	0	0	0	0	0	0	0	0	0
JAGUDAN	0	0	0	0	2	0	1	1	1	0	0	0	4	1
MAGUNA	0	0	0	0	1	0	1	1	0	0	0	0	2	1
MEVAD	0	0	0	0	0	0	0	0	0	0	0	0	0	0
MITHA	0	2	0	0	1	0	1	0	0	0	0	0	2	2
PUNASHAN	0	1	0	0	0	0	0	0	0	0	0	0	0	1
SOBHASHAN	1	0	0	0	0	0	0	0	0	0	0	0	1	0
Total	1	5	1	2	7	1	3	2	2	1	0	0	14	11
Percentage disability	0.1	0.4	0.3	0.5	2.6	0.3	1.6	1.1	2.4	0.8	0.0	0.0	0.7	0.5

Table-5.5: Disability related to Leg in Elders

Village	55-60 yrs		61-65 Yrs		66-70 Yrs		71-75 Yrs		76-80 Yrs		> 80 Yrs		Total	
	M	F	M	F	M	F	M	F	M	F	M	F	M	F
BALOL	3	2	1	0	1	0	1	0	0	1	0	0	6	3
DELOLI	2	0	0	0	0	0	0	0	0	0	0	0	2	0
DEVINA PURA	0	2	5	1	5	1	1	4	4	0	0	1	15	9
GAMAN PURA	1	1	0	0	0	0	1	0	0	0	0	1	2	2
HEABUA	0	1	1	0	1	0	0	0	0	0	0	0	2	1
JAGUDAN	4	1	2	0	0	1	2	0	0	0	1	0	9	2
MAGUNA	2	1	0	0	0	0	0	0	0	0	0	0	2	1
MEVAD	2	1	0	0	0	0	0	0	0	0	0	1	2	2
MITHA	1	0	0	0	0	0	0	0	0	0	0	0	1	0
PUNASHAN	7	1	0	2	0	0	1	2	2	0	0	0	10	5
SOBHASHAN	0	1	0	1	0	0	0	0	0	0	0	0	0	2
Total	22	11	9	4	7	2	6	6	6	1	1	3	51	27
Percentage disability	2.2	0.9	2.5	1.1	2.6	0.6	3.2	3.2	7.2	0.8	1.5	3.0	2.6	1.2

Table-5.6: Mental Disability in Elders

Village	55-60 yrs		61-65 Yrs		66-70 Yrs		71-75 Yrs		76-80 Yrs		> 80 Yrs		Total	
	M	F	M	F	M	F	M	F	M	F	M	F	M	F
BALOL	4	6	1	0	1	0	0	0	0	0	0	0	6	6
DELOLI	0	0	0	0	0	0	0	0	0	0	0	0	0	0
DEVINA PURA	0	0	1	0	1	1	0	0	0	0	0	0	2	1
GAMAN PURA	1	1	0	0	0	0	0	0	0	0	0	0	1	1
HEABUA	0	0	0	0	0	0	0	0	0	0	0	0	0	0
JAGUDAN	0	0	0	0	0	0	0	0	0	0	0	0	0	0
MAGUNA	0	0	0	0	0	0	0	0	0	0	0	0	0	0
MEVAD	0	0	0	0	0	0	0	0	0	0	0	0	0	0
MITHA	0	0	0	0	0	0	0	0	0	0	0	0	0	0
PUNASHAN	0	0	0	0	0	0	0	0	0	0	0	0	0	0
SOBHASHAN	0	0	0	1	0	0	0	0	0	0	0	0	0	1
Total	5	7	2	1	2	1	0	0	0	0	0	0	9	9
Percentage disability	0.5	0.6	0.6	0.3	0.7	0.3	0.0	0.0	0.0	0.0	0.0	0.0	0.5	0.4

Table-5.7: Disability related to Speaking in Elders

Village	55-60 yrs		61-65 Yrs		66-70 Yrs		71-75 Yrs		76-80 Yrs		> 80 Yrs		Total	
	M	F	M	F	M	F	M	F	M	F	M	F	M	F
BALOL	0	0	0	0	0	0	0	0	0	0	0	0	0	0
DELOLI	0	0	0	0	0	0	0	0	0	0	0	0	0	0
DEVINA PURA	0	1	0	0	0	0	0	1	1	0	0	0	1	2
GAMAN PURA	0	0	0	0	0	0	0	0	0	0	0	0	0	0
HEABUA	0	0	0	0	0	0	0	0	0	0	0	0	0	0
JAGUDAN	0	0	1	0	0	0	0	0	0	0	0	0	1	0
MAGUNA	0	0	0	0	1	0	0	0	0	0	0	0	1	0
MEVAD	0	0	0	0	0	0	0	0	0	0	0	0	0	0
MITHA	0	0	0	0	0	0	0	0	0	0	0	0	0	0
PUNASHAN	1	1	0	0	0	0	0	0	0	0	0	0	1	1
SOBHASHAN	0	0	0	0	0	0	0	0	0	0	0	0	0	0
Total	1	2	1	0	1	0	0	1	1	0	0	0	4	3
Percentage disability	0.1	0.2	0.3	0.0	0.4	0.0	0.0	0.5	1.2	0.0	0.0	0.0	0.2	0.1

6. Habits in Elders: Unit- Mehsana (1315)

Table-6.1: Habits in Elders (Summary)

Site	Cigarettes		Beedi		Tobacco		Gutkha		Opium		Locally brewed		Foreign Liquor	
	M	F	M	F	M	F	M	F	M	F	M	F	M	F
BALOL	2	0	111	8	52	53	3	1	0	0	8	0	0	0
DELOLI	1	0	41	5	32	19	3	0	1	0	0	0	0	0
DEVINA PURA	0	0	10	0	2	0	1	0	0	0	0	0	0	0
GAMAN PURA	0	0	21	2	11	2	0	1	0	0	0	1	0	0
HEABUA	0	0	24	1	4	1	1	0	0	0	0	0	0	0
JAGUDAN	1	0	65	3	23	1	10	0	0	0	0	0	0	0
MAGUNA	0	0	39	18	6	2	2	0	0	0	0	0	0	0
MEVAD	0	1	26	3	7	0	3	0	1	0	0	0	0	0
MITHA	4	0	44	2	9	0	11	1	1	0	2	0	0	0
PUNASHAN	4	0	95	10	11	0	2	3	0	0	10	0	0	0
SOBHASHAN	1	0	45	6	41	2	3	0	1	0	1	0	0	0
TOTAL	13	1	521	58	198	80	39	6	4	0	21	1	0	0
%age with Total Elders	0.66	0.04	26.50	2.51	10.07	3.46	1.98	0.26	0.20	0.00	1.07	0.04	0.00	0.00

Villagewise Habits in Elders

Table-6.1: Cigarettes Smoking Elders

Site	Elders		%age	
	M	F	M	F
BALOL	2	0	0.4	0.0
DELOLI	1	0	0.7	0.0
DEVINA PURA	0	0	0.0	0.0
GAMAN PURA	0	0	0.0	0.0
HEABUA	0	0	0.0	0.0
JAGUDAN	1	0	0.3	0.0
MAGUNA	0	0	0.0	0.0
MEVAD	0	1	0.0	1.1
MITHA	4	0	2.6	0.0
PUNASHAN	4	0	2.0	0.0
SOBHASHAN	1	0	0.7	0.0
TOTAL	13	1	0.7	0.0

Table-6.2: Beedi Smoking Elders

Site	Elders		%age	
	M	F	M	F
BALOL	111	8	23.3	1.4
DELOLI	41	5	27.7	2.7
DEVINA PURA	10	0	12.0	0.0
GAMAN PURA	21	2	18.3	1.3
HEABUA	24	1	24.0	0.8
JAGUDAN	65	3	19.8	0.9
MAGUNA	39	18	33.1	12.9
MEVAD	26	3	26.0	3.4
MITHA	44	2	28.9	1.1
PUNASHAN	95	10	47.3	4.0
SOBHASHAN	45	6	31.3	3.4
TOTAL	476	52	24.2	2.2

Table-6.3: Tobacco Chewing Elders

Site	Elders		%age	
	M	F	M	F
BALOL	52	53	10.9	9.2
DELOLI	32	19	21.6	10.1
DEVINA PURA	2	0	2.4	0.0
GAMAN PURA	11	2	9.6	1.3
HEABUA	4	1	4.0	0.8
JAGUDAN	23	1	7.0	0.3
MAGUNA	6	2	5.1	1.4
MEVAD	7	0	7.0	0.0
MITHA	9	0	5.9	0.0
PUNASHAN	11	0	5.5	0.0
SOBHASHAN	41	2	28.5	1.1
TOTAL	198	80	10.1	3.5

Table-6.4: Gutkha Consuming Elders

Site	Elders		%age	
	M	F	M	F
BALOL	3	1	0.6	0.2
DELOLI	3	0	2.0	0.0
DEVINA PURA	1	0	1.2	0.0
GAMAN PURA	0	1	0.0	0.6
HEABUA	1	0	1.0	0.0
JAGUDAN	10	0	3.0	0.0
MAGUNA	2	0	1.7	0.0
MEVAD	3	0	3.0	0.0
MITHA	11	1	7.2	0.6
PUNASHAN	2	3	1.0	1.2
SOBHASHAN	3	0	2.1	0.0
TOTAL	39	6	2.0	0.3

Table-6.5: Opium Consuming Elders

Site	Elders		%age	
	M	F	M	F
BALOL	0	0	0.0	0.0
DELOLI	1	0	0.7	0.0
DEVINA PURA	0	0	0.0	0.0
GAMAN PURA	0	0	0.0	0.0
HEABUA	0	0	0.0	0.0
JAGUDAN	0	0	0.0	0.0
MAGUNA	0	0	0.0	0.0
MEVAD	1	0	1.0	0.0
MITHA	1	0	0.7	0.0
PUNASHAN	0	0	0.0	0.0
SOBHASHAN	1	0	0.7	0.0
TOTAL	4	0	0.2	0.0

Table-6.6: Elders consuming locally brewed Alcohol

Site	Elders		%age	
	M	F	M	F
BALOL	8	0	1.7	0.0
DELOLI	0	0	0.0	0.0
DEVINA PURA	0	0	0.0	0.0
GAMAN PURA	0	1	0.0	0.6
HEABUA	0	0	0.0	0.0
JAGUDAN	0	0	0.0	0.0
MAGUNA	0	0	0.0	0.0
MEVAD	0	0	0.0	0.0
MITHA	2	0	1.3	0.0
PUNASHAN	10	0	5.0	0.0
SOBHASHAN	1	0	0.7	0.0
TOTAL	21	1	1.1	0.0

Table-6.7: Elders consuming Foreign Liquor

Site	Elders		%age	
	M	F	M	F
BALOL	0	0	0.0	0.0
DELOLI	0	0	0.0	0.0
DEVINA PURA	0	0	0.0	0.0
GAMAN PURA	0	0	0.0	0.0
HEABUA	0	0	0.0	0.0
JAGUDAN	0	0	0.0	0.0
MAGUNA	0	0	0.0	0.0
MEVAD	0	0	0.0	0.0
MITHA	0	0	0.0	0.0
PUNASHAN	0	0	0.0	0.0
SOBHASHAN	0	0	0.0	0.0
TOTAL	0	0	0.0	0.0

7. Diseases in Elders: Unit- Mehsana (1315)

Table-7.1: Diseases in Elders (Summary)

Site	Diabetes		Allergies		Asthma		Heart Problem		Tuber- culosis		Hypertensio n		Joint Pain		Ulcer	
	M	F	M	F	M	F	M	F	M	F	M	F	M	F	M	F
BALOL	45	23	11	15	6	5	13	6	3	1	86	110	35	51	1	0
DELOLI	8	3	9	4	13	6	8	2	0	0	22	12	34	57	4	3
DEVINA PURA	8	10	9	8	11	8	3	2	1	1	23	40	39	55	2	0
GAMAN PURA	2	3	0	1	9	8	0	1	0	0	18	21	21	39	1	0
HEABUA	5	6	3	1	13	5	2	1	0	1	24	25	12	21	3	4
JAGUDAN	23	4	1	0	16	4	25	8	3	1	81	38	87	37	0	0
MAGUNA	6	3	5	2	18	24	2	1	1	1	35	50	61	77	0	0
MEVAD	35	18	0	1	0	0	1	0	0	0	54	40	41	43	0	0
MITHA	22	19	18	5	36	27	15	3	1	1	66	67	117	123	68	60
PUNASHAN	9	1	0	4	17	12	4	1	1	1	15	16	0	0	0	0
SOBHASHAN	21	18	12	10	31	29	2	3	1	1	42	62	78	117	0	0
Total	184	108	68	51	170	128	75	28	11	8	466	481	525	620	79	67
%age with Total	9.4	4.7	3.5	2.2	8.6	5.5	3.8	1.2	0.6	0.3	23.7	20.8	26.7	26.8	4.0	2.9

Villagewise Diseases in Elders

Table-7.2: Elders suffering from Diabetes

Site	Male	Female	%M	%F
BALOL	45	23	9.45	4.01
DELOLI	8	3	5.41	1.60
DEVINA PURA	8	10	9.64	8.85
GAMAN PURA	2	3	1.74	1.91
HEABUA	5	6	5.00	4.58
JAGUDAN	23	4	6.99	1.23
MAGUNA	6	3	5.08	2.16

Site	Male	Female	%M	%F
MEVAD	35	18	35.00	20.69
MITHA	22	19	14.47	10.86
PUNASHAN	9	1	4.48	0.40
SOBHASHAN	21	18	14.58	10.06
Total	184	108	9.36	4.67

Table-7.3: Elders suffering from Allergies

Site	Male	Female	%M	%F
BALOL	11	15	2.31	2.62
DELOLI	9	4	6.08	2.13
DEVINA PURA	9	8	10.84	7.08
GAMAN PURA	0	1	0.00	0.64
HEABUA	3	1	3.00	0.76
JAGUDAN	1	0	0.30	0.00
MAGUNA	5	2	4.24	1.44
MEVAD	0	1	0.00	1.15
MITHA	18	5	11.84	2.86
PUNASHAN	0	4	0.00	1.61
SOBHASHAN	12	10	8.33	5.59
Total	68	51	3.46	2.20

Table-7.4: Elders suffering from Asthma

Site	Male	Female	%M	%F
BALOL	6	5	1.26	0.87
DELOLI	13	6	8.78	3.19
DEVINA PURA	11	8	13.25	7.08
GAMAN PURA	9	8	7.83	5.10
HEABUA	13	5	13.00	3.82
JAGUDAN	16	4	4.86	1.23
MAGUNA	18	24	15.25	17.27
MEVAD	0	0	0.00	0.00
MITHA	36	27	23.68	15.43
PUNASHAN	17	12	8.46	4.84
SOBHASHAN	31	29	21.53	16.20
Total	170	128	8.65	5.53

Table-7.5: Elders suffering from Heart Problem

Site	Male	Female	%M	%F
BALOL	13	6	2.73	1.05
DELOLI	8	2	5.41	1.06
DEVINA PURA	3	2	3.61	1.77
GAMAN PURA	0	1	0.00	0.64
HEABUA	2	1	2.00	0.76
JAGUDAN	25	8	7.60	2.46
MAGUNA	2	1	1.69	0.72
MEVAD	1	0	1.00	0.00
MITHA	15	3	9.87	1.71
PUNASHAN	4	1	1.99	0.40
SOBHASHAN	2	3	1.39	1.68
Total	75	28	3.81	1.21

Table-7.6: Elders suffering from Tuberculosis

Site	Male	Female	%M	%F
BALOL	3	1	0.63	0.17
DELOLI	0	0	0.00	0.00
DEVINA PURA	1	1	1.20	0.88
GAMAN PURA	0	0	0.00	0.00
HEABUA	0	1	0.00	0.76
JAGUDAN	3	1	0.91	0.31
MAGUNA	1	1	0.85	0.72
MEVAD	0	0	0.00	0.00
MITHA	1	1	0.66	0.57

Site	Male	Female	%M	%F
PUNASHAN	1	1	0.50	0.40
SOBHASHAN	1	1	0.69	0.56
Total	11	8	0.56	0.35

Table-7.7: Elders suffering from Hypertension

Site	Male	Female	%M	%F
BALOL	86	110	18.07	19.20
DELOLI	22	12	14.86	6.38
DEVINA PURA	23	40	27.71	35.40
GAMAN PURA	18	21	15.65	13.38
HEABUA	24	25	24.00	19.08
JAGUDAN	81	38	24.62	11.69
MAGUNA	35	50	29.66	35.97
MEVAD	54	40	54.00	45.98
MITHA	66	67	43.42	38.29
PUNASHAN	15	16	7.46	6.45
SOBHASHAN	42	62	29.17	34.64
Total	466	481	23.70	20.78

Table-7.8: Elders suffering from Joint Pain

Site	Male	Female	%M	%F
BALOL	35	51	7.35	8.90
DELOLI	34	57	22.97	30.32
DEVINA PURA	39	55	46.99	48.67
GAMAN PURA	21	39	18.26	24.84
HEABUA	12	21	12.00	16.03
JAGUDAN	87	37	26.44	11.38
MAGUNA	61	77	51.69	55.40
MEVAD	41	43	41.00	49.43
MITHA	117	123	76.97	70.29
PUNASHAN	0	0	0.00	0.00
SOBHASHAN	78	117	54.17	65.36
Total	525	620	26.70	26.78

Table-7.9: Elders suffering from Ulcer

Site	Male	Female	%M	%F
BALOL	1	0	0.21	0.00
DELOLI	4	3	2.70	1.60
DEVINA PURA	2	0	2.41	0.00
GAMAN PURA	1	0	0.87	0.00
HEABUA	3	4	3.00	3.05
JAGUDAN	0	0	0.00	0.00
MAGUNA	0	0	0.00	0.00
MEVAD	0	0	0.00	0.00
MITHA	68	60	44.74	34.29
PUNASHAN	0	0	0.00	0.00
SOBHASHAN	0	0	0.00	0.00
Total	79	67	4.02	2.89

8. Monthly Income of families – Unit- Mehsana (1315)

Income Range	Families	%age
Income not Recorded	237	
<=1500	794	30.3
1501-2000	434	16.6
2001-5000	951	36.3
5001-10000	308	11.8
10001-20000	101	3.9
20001-50000	30	1.1
>50000	1	0.04
Total	2619	
Total HHs Surveyed	2856	

