



A JOINT INITIATIVE OF HELPAGE INDIA AND ONGC

# Varishthajana Swasthya Sewa Abhiyan

MOBILE HEALTHCARE PROGRAMME FOR THE AGED IN 20 LOCATIONS ACROSS INDIA



## Analysis & Findings of Baseline Survey Conducted for implementation of Mobile Health Care Programme for the Aged in Operational Area of Vadodara MMU under ONGC Asset, Vadodara

Project Implemented by

**HelpAge India** | Fighting isolation,  
poverty, neglect

Study conducted by

**Four x4**  
Empowering People

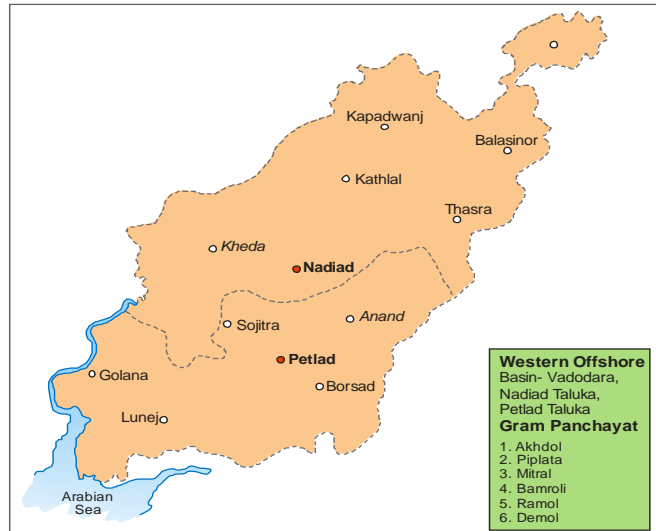


## Analysis & Findings of Baseline Survey Conducted for Implementation of Mobile Health Care Programme for the Aged

### Unit: Vadodara (MMU MIS Location Code: 1318)

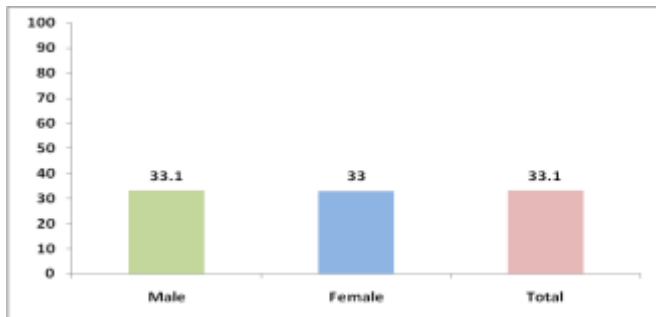
#### Background

Although the concerned administrative ONGC unit is located in Vadodara, all the operational areas are located at least 60 kilometers away in the villages which are falling in two districts-Anand and Kheda. As per the suggestion of concerned ONGC officials, the villages are selected and accordingly the survey was conducted to identify all households with elderly persons (aged 55 years and above) in the selected villages. Details are available in Table 1.1.

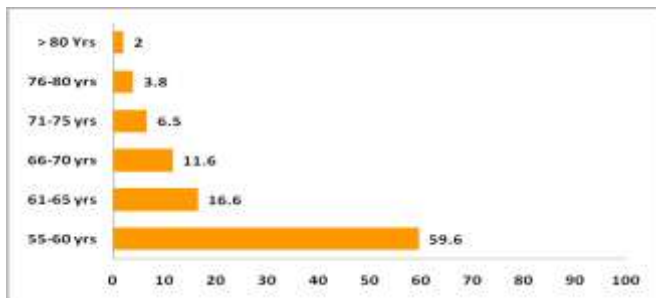


#### Demography

Of all the 3268 households, almost 42% are Below Poverty Line (BPL) whereas the rest (more than 58%) belong to the Above Poverty Line (APL) category. Out of the total members of all the surveyed households, elders constitute 33%. Male elders are marginally more than 33% and female elders are 33%. Details are available in Table 2.1.

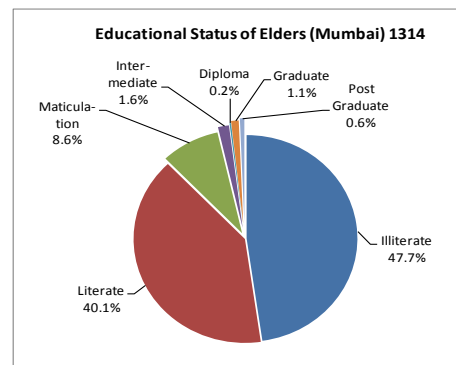


When one looks at the percentages of elders in different age groups, the 'above 80 years' category is at the bottom and the percentage increases with each successive younger age group among elders. The percentage of the youngest age group among elders is the highest among all. Details are available in Table 2.2 to Table 2.3.



#### Education

Data on educational status on elders reveal that more than 47.5% are illiterate and out of the rest 40% are just literate. Matriculates are marginally more than 8.5% while intermediate and graduates are at more than 1.5% and more than 1% respectively. Both Diploma and Post-graduates are at less than 1% levels. Details are available in Table 3.1 to Table 3.8.



Out of all elders 58.1% are not working. Among non-working elders percentages of women elders across all age groups are far more than men elders. At the other end, across all age groups of elders the percentages of working elder men are far above working elder women. Working men and women were found across all age categories. More details are in Table 4.1 to 4.2.

## Disability

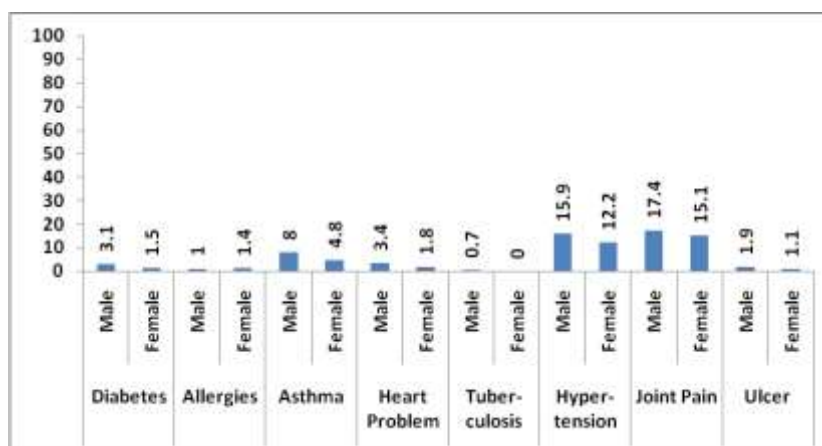
Out of all surveyed elders, 3.7% are reported to be disabled. Leg related disability was reported among elders at more than 1% level. All other categories have reported at less than 1% level. Details are available in Table 5.1 to Table 5.7.

## Habits in Elders

62% of all elders do not have any habits of intoxication which is revealed by collected data. Out of all elders who have reported one habit or the other, highest percentage (almost 20%) are smoking beedi, followed by gutkha (9.5%), tobacco (5.5%), locally brewed liquor (more than 2%). All other habits are reported at less than 1% level. Details are available in Table 6.1 to Table 6.7.

## Disease Profile of Elders

Among the elders of the identified villages, joint pain has affected the highest percentage-almost 17.5% males and 15% females. Almost 16% males and more than 12% females have reported to be suffering from Hypertension. Asthma is at a relatively much lesser level, i.e. 8% males and almost 5% females have acknowledged to be suffering from this disease. In case of diabetes, 3% males and half females in percentage terms are suffering from Diabetes. Tuberculosis is reported at an insignificant level and no females are suffering from this illness. Less than 3.5% males and almost 2% females are suffering from heart diseases. Ulcer is found among almost 2% males and 1% females. Allergies have affected 1% men and almost 1.4% women. Among all diseases, only in case of allergies percentage of affected women is more than men. For details please see Table 7.1 to Table 7.8.



Further details on all the aspects related to elders are available in the tables presented below.

Region: West	District: Kheda & Anand (Gujrat)
MMU MIS Location Code: 1318	Block/Mandal: Nadiad & Petlad
Unit Name: Vadodara	
ONGC Asset: Vadodara	No. of Identified Site(s): 6

## 1. Total elderly households: Vadodara (1318)

**Table-1.1: Status of Total Elderly Households**

Code	District	Unit	Site/ Village	Family Status			Caste wise Family Distribution					
				BPL	APL	Total	Gen	SC	ST	OBC	Other	Total
1318	Kheda	Nadiad	Akhdol	82	457	539	499	31	1	8	0	539
1318	Anand	Petlad	Bamroli	193	204	397	378	14	0	5	0	397
1318	Anand	Petlad	Demol	100	192	292	175	28	0	86	3	292
1318	Kheda	Nadiad	Mitral	184	376	560	559	1	0	0	0	560
1318	Kheda	Nadiad	Piplata	420	452	872	799	73	0	0	0	872
1318	Anand	Petlad	Ramol	388	220	608	385	66	0	106	51	608
			<b>TOTAL</b>	<b>1367</b>	<b>1901</b>	<b>3268</b>	<b>2795</b>	<b>213</b>	<b>1</b>	<b>205</b>	<b>54</b>	<b>3268</b>
			Percentage	41.8	58.2	100	85.5	6.5	0.0	6.3	1.7	100

Total HHs Surveyed - 3269  
 Non-Elder Households - 1

## 2. Overview of Family Members: Vadodara (1318)

**Table-2.1: Overall Family Members**

Family Members	Male	Female	Total
Elder Members >=55 yrs	2351	2146	4497
Other Members (all <=54 yrs)	4748	4357	9105
<b>Total Members</b>	<b>7099</b>	<b>6503</b>	<b>13602</b>
Percentage of Elder members	33.1%	33.0%	33.1%

**Table-2.2: Sitewise status of Elders by Age group**

Site	Elders 55-60 yrs		Elders 61-65 yrs		Elders 66-70 yrs		Elders 71-75 yrs		Elders 76-80 yrs		Elders Above 80 Yrs	
	M	F	M	F	M	F	M	F	M	F	M	F
Akhdol	243	248	57	65	49	31	17	28	11	14	7	6
Bamroli	223	142	48	33	20	20	13	12	5	7	3	3
Demol	86	111	47	29	33	54	17	20	15	3	8	2
Mitral	250	208	72	56	32	43	19	25	12	12	3	8
Piplata	426	301	83	95	63	62	34	44	19	15	6	9
Ramol	214	230	81	80	58	55	31	31	29	27	17	17
<b>Total</b>	<b>1442</b>	<b>1240</b>	<b>388</b>	<b>358</b>	<b>255</b>	<b>265</b>	<b>131</b>	<b>160</b>	<b>91</b>	<b>78</b>	<b>44</b>	<b>45</b>
Percentage	61.3	57.8	16.5	16.7	10.8	12.3	5.6	7.5	3.9	3.6	1.9	2.1

**Table-2.3: Total Elders by Age group**

Total Elders by Age	Elders 55-60 yrs	Elders 61-65 yrs	Elders 66-70 yrs	Elders 71-75 yrs	Elders 76-80 yrs	Elders above 80 Yrs	Total Elders
Total Elders by Age	2682	746	520	291	169	89	4497
%age Elder by Age	59.6	16.6	11.6	6.5	3.8	2.0	100.0

### 3. Educational Status of Elders: Unit – Vadodara (1318)

**Table-3.1: Summary of Educational Status of Elders**

Site	Illiterate	Literate	Matriculation	Intermediate	Diploma	Graduate	Post Graduate
Akhdol	377	274	84	19	0	11	11
Bamroli	150	310	46	17	2	1	3
Demol	324	23	56	0	3	12	7
Mitral	296	419	18	4	0	1	2
Piplata	581	515	46	9	3	3	0
Ramol	418	263	136	23	2	22	6
<b>Total</b>	<b>2146</b>	<b>1804</b>	<b>386</b>	<b>72</b>	<b>10</b>	<b>50</b>	<b>29</b>
<b>Percentage</b>	<b>47.7</b>	<b>40.1</b>	<b>8.6</b>	<b>1.6</b>	<b>0.2</b>	<b>1.1</b>	<b>0.6</b>

#### Sitewise Educational Status of Elders under age category

**Table-3.2: Illiterate Elders**

Site	Elders 55-60 yrs		Elders 61-65 Yrs		Elders 66-70 Yrs		Elders 71-75 Yrs		Elders 76-80 Yrs		Elders above 80 Yrs		Total Elders	
	M	F	M	F	M	F	M	F	M	F	M	F	M	F
Akhdol	63	166	13	47	21	21	3	21	4	10	4	4	108	269
Bamroli	36	39	17	15	7	9	8	6	5	5	1	2	74	76
Demol	52	97	32	24	23	48	11	18	10	2	6	1	134	190
Mitral	75	114	21	27	8	21	7	10	1	5	2	5	114	182
Piplata	126	204	29	71	28	46	12	27	10	15	4	9	209	372
Ramol	79	142	30	45	15	38	6	14	12	19	5	13	147	271
<b>Total</b>	<b>431</b>	<b>762</b>	<b>142</b>	<b>229</b>	<b>102</b>	<b>183</b>	<b>47</b>	<b>96</b>	<b>42</b>	<b>56</b>	<b>22</b>	<b>34</b>	<b>786</b>	<b>1360</b>
<b>%age</b>	<b>29.9</b>	<b>61.5</b>	<b>36.6</b>	<b>64.0</b>	<b>40.0</b>	<b>69.1</b>	<b>35.9</b>	<b>60.0</b>	<b>46.2</b>	<b>71.8</b>	<b>50.0</b>	<b>75.6</b>	<b>33.4</b>	<b>63.4</b>

**Table-3.3: Literate Elders**

Site	Elders 55-60 yrs		Elders 61-65 Yrs		Elders 66-70 Yrs		Elders 71-75 Yrs		Elders 76-80 Yrs		Elders above 80 Yrs		Total Elders	
	M	F	M	F	M	F	M	F	M	F	M	F	M	F
Akhdol	111	71	27	14	19	8	7	6	3	4	2	2	169	105
Bamroli	136	99	23	18	8	11	4	6	0	2	2	1	173	137
Demol	1	7	0	4	1	4	1	2	1	1	0	1	4	19
Mitral	161	92	45	29	22	22	12	15	10	7	1	3	251	168
Piplata	256	94	49	24	31	15	20	16	9	0	1	0	366	149
Ramol	74	47	25	20	25	17	9	17	12	7	7	3	152	111
<b>Total</b>	<b>739</b>	<b>410</b>	<b>169</b>	<b>109</b>	<b>106</b>	<b>77</b>	<b>53</b>	<b>62</b>	<b>35</b>	<b>21</b>	<b>13</b>	<b>10</b>	<b>1115</b>	<b>689</b>
<b>%age</b>	<b>51.2</b>	<b>33.1</b>	<b>43.6</b>	<b>30.4</b>	<b>41.6</b>	<b>29.1</b>	<b>40.5</b>	<b>38.8</b>	<b>38.5</b>	<b>26.9</b>	<b>29.5</b>	<b>22.2</b>	<b>47.4</b>	<b>32.1</b>

**Table-3.4: Elders with Matriculation**

Site	Elders 55-60 yrs		Elders 61-65 Yrs		Elders 66-70 Yrs		Elders 71-75 Yrs		Elders 76-80 Yrs		Elders above 80 Yrs		Total Elders	
	M	F	M	F	M	F	M	F	M	F	M	F	M	F
Akhdol	49	10	11	2	5	0	4	1	2	0	0	0	71	13
Bamroli	33	4	6	0	2	0	1	0	0	0	0	0	42	4
Demol	25	5	13	0	7	0	1	0	3	0	2	0	51	5
Mitral	12	2	3	0	0	0	0	0	1	0	0	0	16	2
Piplata	37	1	3	0	2	1	0	1	0	0	1	0	43	3
Ramol	39	35	16	12	12	0	11	0	5	1	4	1	87	49
<b>Total</b>	<b>195</b>	<b>57</b>	<b>52</b>	<b>14</b>	<b>28</b>	<b>1</b>	<b>17</b>	<b>2</b>	<b>11</b>	<b>1</b>	<b>7</b>	<b>1</b>	<b>310</b>	<b>76</b>
<b>%age</b>	<b>13.5</b>	<b>4.6</b>	<b>13.4</b>	<b>3.9</b>	<b>11.0</b>	<b>0.4</b>	<b>13.0</b>	<b>1.3</b>	<b>12.1</b>	<b>1.3</b>	<b>15.9</b>	<b>2.2</b>	<b>13.2</b>	<b>3.5</b>

**Table-3.5: Elders with Intermediate**

Site	Elders 55-60 yrs		Elders 61-65 Yrs		Elders 66-70 Yrs		Elders 71-75 Yrs		Elders 76-80 Yrs		Elders above 80 Yrs		Total Elders	
	M	F	M	F	M	F	M	F	M	F	M	F	M	F
Akhdol	10	1	3	1	3	1	0	0	0	0	0	0	16	3
Bamroli	13	0	2	0	2	0	0	0	0	0	0	0	17	0
Demol	0	0	0	0	0	0	0	0	0	0	0	0	0	0
Mitral	1	0	2	0	1	0	0	0	0	0	0	0	4	0
Piplata	6	1	1	0	0	0	1	0	0	0	0	0	8	1
Ramol	11	2	3	2	2	0	2	0	0	0	1	0	19	4
<b>Total</b>	<b>41</b>	<b>4</b>	<b>11</b>	<b>3</b>	<b>8</b>	<b>1</b>	<b>3</b>	<b>0</b>	<b>0</b>	<b>0</b>	<b>1</b>	<b>0</b>	<b>64</b>	<b>8</b>
<b>%age</b>	<b>2.8</b>	<b>0.3</b>	<b>2.8</b>	<b>0.8</b>	<b>3.1</b>	<b>0.4</b>	<b>2.3</b>	<b>0.0</b>	<b>0.0</b>	<b>0.0</b>	<b>2.3</b>	<b>0.0</b>	<b>2.7</b>	<b>0.4</b>

**Table-3.6: Elders with Graduation**

Site	Elders 55-60 yrs		Elders 61-65 Yrs		Elders 66-70 Yrs		Elders 71-75 Yrs		Elders 76-80 Yrs		Elders above 80 Yrs		Total Elders	
	M	F	M	F	M	F	M	F	M	F	M	F	M	F
Akhdol	5	0	3	1	0	1	1	0	0	0	0	0	9	2
Bamroli	1	0	0	0	0	0	0	0	0	0	0	0	1	0
Demol	5	1	2	1	1	0	2	0	0	0	0	0	10	2
Mitral	0	0	0	0	1	0	0	0	0	0	0	0	1	0
Piplata	1	1	0	0	0	0	1	0	0	0	0	0	2	1
Ramol	9	4	5	1	1	0	2	0	0	0	0	0	17	5
<b>Total</b>	<b>21</b>	<b>6</b>	<b>10</b>	<b>3</b>	<b>3</b>	<b>1</b>	<b>6</b>	<b>0</b>	<b>0</b>	<b>0</b>	<b>0</b>	<b>0</b>	<b>40</b>	<b>10</b>
<b>%age</b>	<b>1.5</b>	<b>0.5</b>	<b>2.6</b>	<b>0.8</b>	<b>1.2</b>	<b>0.4</b>	<b>4.6</b>	<b>0.0</b>	<b>0.0</b>	<b>0.0</b>	<b>0.0</b>	<b>0.0</b>	<b>1.7</b>	<b>0.5</b>

**Table-3.7: Elders with Post-Graduation**

Site	Elders 55-60 yrs		Elders 61-65 Yrs		Elders 66-70 Yrs		Elders 71-75 Yrs		Elders 76-80 Yrs		Elders above 80 Yrs		Total Elders	
	M	F	M	F	M	F	M	F	M	F	M	F	M	F
Akhdol	5	0	0	0	1	0	2	0	2	0	1	0	11	0
Bamroli	2	0	0	0	1	0	0	0	0	0	0	0	3	0
Demol	1	1	0	0	1	2	1	0	1	0	0	0	4	3
Mitral	1	0	1	0	0	0	0	0	0	0	0	0	2	0
Piplata	0	0	0	0	0	0	0	0	0	0	0	0	0	0
Ramol	1	0	1	0	3	0	1	0	0	0	0	0	6	0
<b>Total</b>	<b>10</b>	<b>1</b>	<b>2</b>	<b>0</b>	<b>6</b>	<b>2</b>	<b>4</b>	<b>0</b>	<b>3</b>	<b>0</b>	<b>1</b>	<b>0</b>	<b>26</b>	<b>3</b>
<b>%age</b>	<b>0.7</b>	<b>0.1</b>	<b>0.5</b>	<b>0.0</b>	<b>2.4</b>	<b>0.8</b>	<b>3.1</b>	<b>0.0</b>	<b>3.3</b>	<b>0.0</b>	<b>2.3</b>	<b>0.0</b>	<b>1.1</b>	<b>0.1</b>

**Table-3.8: Elders with Diploma**

Site	Elders 55-60 yrs		Elders 61-65 Yrs		Elders 66-70 Yrs		Elders 71-75 Yrs		Elders 76-80 Yrs		Elders above 80 Yrs		Total Elders	
	M	F	M	F	M	F	M	F	M	F	M	F	M	F
Akhdol	0	0	0	0	0	0	0	0	0	0	0	0	0	0
Bamroli	2	0	0	0	0	0	0	0	0	0	0	0	2	0
Demol	2	0	0	0	0	0	1	0	0	0	0	0	3	0
Mitral	0	0	0	0	0	0	0	0	0	0	0	0	0	0
Piplata	0	0	1	0	2	0	0	0	0	0	0	0	3	0
Ramol	1	0	1	0	0	0	0	0	0	0	0	0	2	0
<b>Total</b>	<b>5</b>	<b>0</b>	<b>2</b>	<b>0</b>	<b>2</b>	<b>0</b>	<b>1</b>	<b>0</b>	<b>0</b>	<b>0</b>	<b>0</b>	<b>0</b>	<b>10</b>	<b>0</b>
<b>%age</b>	<b>0.3</b>	<b>0.0</b>	<b>0.5</b>	<b>0.0</b>	<b>0.8</b>	<b>0.0</b>	<b>0.8</b>	<b>0.0</b>	<b>0.0</b>	<b>0.0</b>	<b>0.0</b>	<b>0.0</b>	<b>0.4</b>	<b>0.0</b>

#### 4. Occupation of Elder Members: Unit – Vadodara (1318)

Table-4.1: Elders Category who are Not Economically Active

Category	Elders 55-60 yrs		Elders 61-65 yrs		Elders 66-70 yrs		Elders 71-75 yrs		Elders 76-80 yrs		Elders above 80 Yrs	
	M	F	M	F	M	F	M	F	M	F	M	F
Nil	214	174	102	90	108	81	48	61	51	47	27	27
House wife	0	1016	0	258	0	171	0	92	0	30	0	17
Pensioner	4	1	9	0	2	0	1	2	1	0	0	0
Others	32	3	1	1	4	2	1	0	1	0	1	0
<b>Total</b>	<b>250</b>	<b>1194</b>	<b>112</b>	<b>349</b>	<b>114</b>	<b>254</b>	<b>50</b>	<b>155</b>	<b>53</b>	<b>77</b>	<b>28</b>	<b>44</b>
<b>%age</b>	<b>17.3</b>	<b>96.3</b>	<b>28.9</b>	<b>97.5</b>	<b>44.7</b>	<b>95.8</b>	<b>38.2</b>	<b>96.9</b>	<b>58.2</b>	<b>98.7</b>	<b>63.6</b>	<b>97.8</b>

Table-4.2: Working Elders

Category	Elders 55-60 yrs		Elders 61-65 yrs		Elders 66-70 yrs		Elders 71-75 yrs		Elders 76-80 yrs		Elders above 80 Yrs	
	M	F	M	F	M	F	M	F	M	F	M	F
Daily wage	174	8	46	4	10	5	10	2	3	0	2	0
Business	60	2	7	0	5	0	5	0	1	0	1	0
Service	45	6	6	1	5	0	1	0	2	0	1	0
Farmers	908	28	214	4	119	6	64	3	32	1	12	1
Artisans	5	2	2	0	2	0	1	0	0	0	0	0
<b>Total</b>	<b>1192</b>	<b>46</b>	<b>275</b>	<b>9</b>	<b>141</b>	<b>11</b>	<b>81</b>	<b>5</b>	<b>38</b>	<b>1</b>	<b>16</b>	<b>1</b>
<b>%age</b>	<b>82.7</b>	<b>3.7</b>	<b>70.9</b>	<b>2.5</b>	<b>55.3</b>	<b>4.2</b>	<b>61.8</b>	<b>3.1</b>	<b>41.8</b>	<b>1.3</b>	<b>36.4</b>	<b>2.2</b>

#### 5. Type of Disabilities in Elders: Unit: Vadodara (1318)

Table-5.1: Disabilities in Elders (Summary)

Disability in Elders	Blind	Hearing impaired	Speaking	Hand	Leg	Mental Problem	Others
Akhdol	6	3	0	3	7	4	0
Bamroli	3	1	0	0	2	3	0
Demol	3	3	2	6	4	2	0
Mitral	15	2	2	1	3	5	0
Piplata	9	6	2	8	25	5	0
Ramol	2	4	1	7	14	2	0
<b>Total</b>	<b>38</b>	<b>19</b>	<b>7</b>	<b>25</b>	<b>55</b>	<b>21</b>	<b>0</b>
<b>%age with Total Elders</b>	<b>0.85</b>	<b>0.42</b>	<b>0.16</b>	<b>0.56</b>	<b>1.22</b>	<b>0.47</b>	<b>0.00</b>

#### Villagewise disability in Elders with Age category

Table-5.2: Disability related to Hand in Elders

Village	55-60 yrs		61-65 Yrs		66-70 Yrs		71-75 Yrs		76-80 Yrs		> 80 Yrs		Total	
	M	F	M	F	M	F	M	F	M	F	M	F	M	F
Akhdol	0	1	0	1	1	0	0	0	0	0	0	0	1	2
Bamroli	0	0	0	0	0	0	0	0	0	0	0	0	0	0
Demol	2	0	1	0	1	0	0	1	0	0	1	0	5	1
Mitral	0	1	0	0	0	0	0	0	0	0	0	0	0	1
Piplata	2	0	1	2	1	1	0	0	1	0	0	0	5	3
Ramol	0	1	0	1	0	1	0	1	2	0	1	0	3	4
<b>Total</b>	<b>4</b>	<b>3</b>	<b>2</b>	<b>4</b>	<b>3</b>	<b>2</b>	<b>0</b>	<b>2</b>	<b>3</b>	<b>0</b>	<b>2</b>	<b>0</b>	<b>14</b>	<b>11</b>
<b>Percentage disability</b>	<b>0.3</b>	<b>0.2</b>	<b>0.5</b>	<b>1.1</b>	<b>1.2</b>	<b>0.8</b>	<b>0.0</b>	<b>1.3</b>	<b>3.3</b>	<b>0.0</b>	<b>4.5</b>	<b>0.0</b>	<b>0.6</b>	<b>0.5</b>

Table-5.3: Blindness among Elders

Village	55-60 yrs		61-65 Yrs		66-70 Yrs		71-75 Yrs		76-80 Yrs		> 80 Yrs		Total	
	M	F	M	F	M	F	M	F	M	F	M	F	M	F
Akhdol	2	2	1	0	1	0	0	0	0	0	0	0	4	2
Bamroli	0	1	1	1	0	0	0	0	0	0	0	0	1	2
Demol	1	0	0	0	1	0	1	0	0	0	0	0	3	0
Mitral	3	3	2	1	0	2	1	2	0	0	0	1	6	9
Piplata	3	1	1	1	1	1	0	1	0	0	0	0	5	4



Village	55-60 yrs		61-65 Yrs		66-70 Yrs		71-75 Yrs		76-80 Yrs		> 80 Yrs		Total	
	M	F	M	F	M	F	M	F	M	F	M	F	M	F
Ramol	0	1	0	0	0	0	0	0	0	1	0	0	0	2
<b>Total</b>	<b>9</b>	<b>8</b>	<b>5</b>	<b>3</b>	<b>3</b>	<b>3</b>	<b>2</b>	<b>3</b>	<b>0</b>	<b>1</b>	<b>0</b>	<b>1</b>	<b>19</b>	<b>19</b>
Percentage disability	0.6	0.6	1.3	0.8	1.2	1.1	1.5	1.9	0.0	1.3	0.0	2.2	0.8	0.9

**Table-5.4: Disability related to Hearing impaired in Elders**

Village	55-60 yrs		61-65 Yrs		66-70 Yrs		71-75 Yrs		76-80 Yrs		> 80 Yrs		Total	
	M	F	M	F	M	F	M	F	M	F	M	F	M	F
Akhdol	2	1	0	0	0	0	0	0	0	0	0	0	2	1
Bamroli	1	0	0	0	0	0	0	0	0	0	0	0	1	0
Demol	0	0	0	0	1	0	2	0	0	0	0	0	3	0
Mitral	0	1	0	0	0	0	1	0	0	0	0	0	1	1
Piplata	0	2	0	0	1	1	2	0	0	0	0	0	3	3
Ramol	1	0	0	0	0	1	1	0	0	0	1	0	3	1
<b>Total</b>	<b>4</b>	<b>4</b>	<b>0</b>	<b>0</b>	<b>2</b>	<b>2</b>	<b>6</b>	<b>0</b>	<b>0</b>	<b>0</b>	<b>1</b>	<b>0</b>	<b>13</b>	<b>6</b>
Percentage disability	0.3	0.3	0.0	0.0	0.8	0.8	4.6	0.0	0.0	0.0	2.3	0.0	0.6	0.3

**Table-5.5: Disability related to Leg in Elders**

Village	55-60 yrs		61-65 Yrs		66-70 Yrs		71-75 Yrs		76-80 Yrs		> 80 Yrs		Total	
	M	F	M	F	M	F	M	F	M	F	M	F	M	F
Akhdol	2	2	1	1	0	0	0	1	0	0	0	0	3	4
Bamroli	1	1	0	0	0	0	0	0	0	0	0	0	1	1
Demol	2	0	1	0	1	0	0	0	0	0	0	0	4	0
Mitral	1	2	0	0	0	0	0	0	0	0	0	0	1	2
Piplata	16	2	0	0	1	2	0	3	0	0	1	0	18	7
Ramol	0	3	1	1	1	1	1	2	2	0	2	0	7	7
<b>Total</b>	<b>22</b>	<b>10</b>	<b>3</b>	<b>2</b>	<b>3</b>	<b>3</b>	<b>1</b>	<b>6</b>	<b>2</b>	<b>0</b>	<b>3</b>	<b>0</b>	<b>34</b>	<b>21</b>
Percentage disability	1.5	0.8	0.8	0.6	1.2	1.1	0.8	3.8	2.2	0.0	6.8	0.0	1.4	1.0

**Table-5.6: Mental Disability in Elders**

Village	55-60 yrs		61-65 Yrs		66-70 Yrs		71-75 Yrs		76-80 Yrs		> 80 Yrs		Total	
	M	F	M	F	M	F	M	F	M	F	M	F	M	F
Akhdol	1	1	0	0	0	0	0	2	0	0	0	0	1	3
Bamroli	0	0	2	1	0	0	0	0	0	0	0	0	2	1
Demol	0	1	0	0	0	1	0	0	0	0	0	0	0	2
Mitral	2	1	1	0	0	0	0	1	0	0	0	0	3	2
Piplata	3	1	0	1	0	0	0	0	0	0	0	0	3	2
Ramol	0	2	0	0	0	0	0	0	0	0	0	0	0	2
<b>Total</b>	<b>6</b>	<b>6</b>	<b>3</b>	<b>2</b>	<b>0</b>	<b>1</b>	<b>0</b>	<b>3</b>	<b>0</b>	<b>0</b>	<b>0</b>	<b>0</b>	<b>9</b>	<b>12</b>
Percentage disability	0.4	0.5	0.8	0.6	0.0	0.4	0.0	1.9	0.0	0.0	0.0	0.0	0.4	0.6

**Table-5.7: Disability related to Speaking in Elders**

Village	55-60 yrs		61-65 Yrs		66-70 Yrs		71-75 Yrs		76-80 Yrs		> 80 Yrs		Total	
	M	F	M	F	M	F	M	F	M	F	M	F	M	F
Akhdol	0	0	0	0	0	0	0	0	0	0	0	0	0	0
Bamroli	0	0	0	0	0	0	0	0	0	0	0	0	0	0
Demol	1	0	0	0	1	0	0	0	0	0	0	0	2	0
Mitral	1	0	0	0	0	0	0	0	0	0	0	1	1	1
Piplata	0	1	0	0	0	0	1	0	0	0	0	0	1	1
Ramol	0	0	0	0	0	0	0	0	0	0	1	0	1	0
<b>Total</b>	<b>2</b>	<b>1</b>	<b>0</b>	<b>0</b>	<b>1</b>	<b>0</b>	<b>1</b>	<b>0</b>	<b>0</b>	<b>0</b>	<b>1</b>	<b>1</b>	<b>5</b>	<b>2</b>
Percentage disability	0.1	0.1	0.0	0.0	0.4	0.0	0.8	0.0	0.0	0.0	2.3	2.2	0.2	0.1

## 6. Habits in Elders: Unit: Vadodara (1318)

**Table-6.1: Habits in Elders (Summary)**

Site	Cigarettes		Beedi		Tobacco		Gutkha		Opium		Locally brewed		Foreign Liquor	
	M	F	M	F	M	F	M	F	M	F	M	F	M	F
Akhdol	0	0	99	30	6	1	95	57	4	1	4	4	0	0
Bamroli	0	0	2	0	0	0	0	0	0	0	0	0	0	0
Demol	2	0	98	17	20	7	39	36	3	0	11	7	1	1
Mitral	2	0	246	4	61	6	21	0	0	0	5	1	3	0
Piplata	3	0	195	5	4	1	124	19	9	0	46	3	1	0
Ramol	2	0	189	7	58	85	29	9	2	0	17	5	0	0
<b>TOTAL</b>	<b>9</b>	<b>0</b>	<b>829</b>	<b>63</b>	<b>149</b>	<b>100</b>	<b>308</b>	<b>121</b>	<b>18</b>	<b>1</b>	<b>83</b>	<b>20</b>	<b>5</b>	<b>1</b>
<b>% with total elders</b>	<b>0.4</b>	<b>0.0</b>	<b>35.3</b>	<b>2.9</b>	<b>6.3</b>	<b>4.7</b>	<b>13.1</b>	<b>5.6</b>	<b>0.8</b>	<b>0.0</b>	<b>3.5</b>	<b>0.9</b>	<b>0.2</b>	<b>0.0</b>

### Villagewise Habits in Elders

**Table-6.2: Cigarettes Smoking Elders**

Site	Elders		%age	
	M	F	M	F
Akhdol	0	0	0.0	0.0
Bamroli	0	0	0.0	0.0
Demol	2	0	1.0	0.0
Mitral	2	0	0.5	0.0
Piplata	3	0	0.5	0.0
Ramol	2	0	0.5	0.0
<b>TOTAL</b>	<b>9</b>	<b>0</b>	<b>0.4</b>	<b>0.0</b>

**Table-6.2: Beedi Smoking Elders**

Site	Elders		%age	
	M	F	M	F
Akhdol	99	30	25.8	7.7
Bamroli	2	0	0.6	0.0
Demol	98	17	47.6	7.8
Mitral	246	4	63.4	1.1
Piplata	195	5	30.9	1.0
Ramol	189	7	44.0	1.6
<b>TOTAL</b>	<b>829</b>	<b>63</b>	<b>35.3</b>	<b>2.9</b>

**Table-6.3: Tobacco Chewing Elders**

Site	Elders		%age	
	M	F	M	F
Akhdol	6	1	1.6	0.3
Bamroli	0	0	0.0	0.0
Demol	20	7	9.7	3.2
Mitral	61	6	15.7	1.7
Piplata	4	1	0.6	0.2
Ramol	58	85	13.5	19.3
<b>TOTAL</b>	<b>149</b>	<b>100</b>	<b>6.3</b>	<b>4.7</b>

**Table-6.4: Gutkha Consuming Elders**

Site	Elders		%age	
	M	F	M	F
Akhdol	95	57	24.7	14.5
Bamroli	0	0	0.0	0.0
Demol	39	36	18.9	16.4
Mitral	21	0	5.4	0.0
Piplata	124	19	19.7	3.6
Ramol	29	9	6.7	2.0
<b>TOTAL</b>	<b>308</b>	<b>121</b>	<b>13.1</b>	<b>5.6</b>

**Table-6.5: Opium Consuming Elders**

Site	Elders		%age	
	M	F	M	F
Akhdol	4	1	1.0	0.3
Bamroli	0	0	0.0	0.0
Demol	3	0	1.5	0.0
Mitral	0	0	0.0	0.0
Piplata	9	0	1.4	0.0
Ramol	2	0	0.5	0.0
<b>TOTAL</b>	<b>18</b>	<b>1</b>	<b>0.8</b>	<b>0.0</b>

**Table-6.6: Elders consuming locally brewed Alcohol**

Site	Elders		%age	
	M	F	M	F
Akhdol	4	4	1.0	1.0
Bamroli	0	0	0.0	0.0
Demol	11	7	5.3	3.2
Mitral	5	1	1.3	0.3
Piplata	46	3	7.3	0.6
Ramol	17	5	4.0	1.1
<b>TOTAL</b>	<b>83</b>	<b>20</b>	<b>3.5</b>	<b>0.9</b>

**Table-6.7: Elders consuming Foreign Liquor**

Site	Elders		%age	
	M	F	M	F
Akhdol	0	0	0.0	0.0
Bamroli	0	0	0.0	0.0
Demol	1	1	0.5	0.5
Mitral	3	0	0.8	0.0
Piplata	1	0	0.2	0.0
Ramol	0	0	0.0	0.0
<b>TOTAL</b>	<b>5</b>	<b>1</b>	<b>0.2</b>	<b>0.0</b>

## 7. Diseases in Elders: Unit- Vadodara (1318)

**Table-7.1: Diseases in Elders (Summary)**

Site	Diabetes		Allergies		Asthma		Heart Problem		Tuber-culosis		Hyper-tension		Joint Pain		Ulcer	
	M	F	M	F	M	F	M	F	M	F	M	F	M	F	M	F
Akhdol	10	3	7	4	0	0	27	13	6	0	60	34	123	77	0	0
Bamroli	0	0	0	0	15	4	2	0	3	0	3	1	4	1	1	0
Demol	14	9	3	5	17	13	10	6	2	0	42	30	22	22	5	3
Mitral	14	1	2	7	98	48	20	6	0	0	191	115	121	74	24	16
Piplata	12	1	2	0	25	5	0	0	0	0	7	5	49	51	4	0
Ramol	24	19	9	13	34	34	20	14	5	1	70	76	91	98	11	4
<b>Total</b>	<b>74</b>	<b>33</b>	<b>23</b>	<b>29</b>	<b>189</b>	<b>104</b>	<b>79</b>	<b>39</b>	<b>16</b>	<b>1</b>	<b>373</b>	<b>261</b>	<b>410</b>	<b>323</b>	<b>45</b>	<b>23</b>
<b>%age to Total Elders</b>	<b>3.1</b>	<b>1.5</b>	<b>1.0</b>	<b>1.4</b>	<b>8.0</b>	<b>4.8</b>	<b>3.4</b>	<b>1.8</b>	<b>0.7</b>	<b>0.0</b>	<b>15.9</b>	<b>12.2</b>	<b>17.4</b>	<b>15.1</b>	<b>1.9</b>	<b>1.1</b>

### Villagewise Diseases in Elders

**Table-7.2: Elders suffering from Diabetes**

Site	Male	Female	%M	%F
Akhdol	10	3	2.60	0.77
Bamroli	0	0	0.00	0.00
Demol	14	9	6.80	4.11
Mitral	14	1	3.61	0.28
Piplata	12	1	1.90	0.19
Ramol	24	19	5.58	4.32
<b>Total</b>	<b>74</b>	<b>33</b>	<b>3.15</b>	<b>1.54</b>

**Table-7.3: Elders suffering from Allergies**

Site	Male	Female	%M	%F
Akhdol	7	4	1.82	1.02
Bamroli	0	0	0.00	0.00
Demol	3	5	1.46	2.28
Mitral	2	7	0.52	1.99
Piplata	2	0	0.32	0.00
Ramol	9	13	2.09	2.95
<b>Total</b>	<b>23</b>	<b>29</b>	<b>0.98</b>	<b>1.35</b>

**Table-7.4: Elders suffering from Asthma**

Site	Male	Female	%M	%F
Akhdol	0	0	0.00	0.00
Bamroli	15	4	4.81	1.84
Demol	17	13	8.25	5.94
Mitral	98	48	25.26	13.64
Piplata	25	5	3.96	0.95
Ramol	34	34	7.91	7.73
<b>Total</b>	<b>189</b>	<b>104</b>	<b>8.04</b>	<b>4.85</b>

**Table-7.5: Elders suffering from Heart Problem**

Site	Male	Female	%M	%F
Akhdol	27	13	7.03	3.32
Bamroli	2	0	0.64	0.00
Demol	10	6	4.85	2.74
Mitral	20	6	5.15	1.70
Piplata	0	0	0.00	0.00
Ramol	20	14	4.65	3.18
<b>Total</b>	<b>79</b>	<b>39</b>	<b>3.36</b>	<b>1.82</b>

**Table-7.6: Elders suffering from Tuberculosis**

Site	Male	Female	%M	%F
Akhdol	6	0	1.56	0.00
Bamroli	3	0	0.96	0.00
Demol	2	0	0.97	0.00
Mitral	0	0	0.00	0.00
Piplata	0	0	0.00	0.00
Ramol	5	1	1.16	0.23
<b>Total</b>	<b>16</b>	<b>1</b>	<b>0.68</b>	<b>0.05</b>

**Table-7.7: Elders suffering from Hypertension**

Site	Male	Female	%M	%F
Akhdol	60	34	15.63	8.67
Bamroli	3	1	0.96	0.46
Demol	42	30	20.39	13.70
Mitral	191	115	49.23	32.67
Piplata	7	5	1.11	0.95
Ramol	70	76	16.28	17.27
<b>Total</b>	<b>373</b>	<b>261</b>	<b>15.87</b>	<b>12.16</b>

**Table-7.8: Elders suffering from Joint Pain**

Site	Male	Female	%M	%F
Akhdol	123	77	32.03	19.64
Bamroli	4	1	1.28	0.46
Demol	22	22	10.68	10.05
Mitral	121	74	31.19	21.02
Piplata	49	51	7.77	9.70
Ramol	91	98	21.16	22.27
<b>Total</b>	<b>410</b>	<b>323</b>	<b>17.44</b>	<b>15.05</b>

**Table-7.9: Elders suffering from Ulcer**

Site	Male	Female	%M	%F
Akhdol	0	0	0.00	0.00
Bamroli	1	0	0.32	0.00
Demol	5	3	2.43	1.37
Mitral	24	16	6.19	4.55
Piplata	4	0	0.63	0.00
Ramol	11	4	2.56	0.91
<b>Total</b>	<b>45</b>	<b>23</b>	<b>1.91</b>	<b>1.07</b>

## 8. Monthly Income of families – Unit- Vadodara (1318)

Income Range	Families	%age
<b>Income not Recorded</b>	<b>254</b>	
<b>&lt;=1500</b>	<b>1407</b>	<b>46.7</b>
<b>1501-2000</b>	<b>667</b>	<b>22.1</b>
<b>2001-5000</b>	<b>727</b>	<b>24.1</b>
<b>5001-10000</b>	<b>162</b>	<b>5.4</b>
<b>10001-20000</b>	<b>41</b>	<b>1.4</b>
<b>20001-50000</b>	<b>11</b>	<b>0.4</b>
<b>&gt;50000</b>	<b>0</b>	<b>0.0</b>
<b>Total</b>	<b>3015</b>	
<b>Total HHs Surveyed</b>	<b>3264</b>	

