



A JOINT INITIATIVE OF HELPAGE INDIA AND ONGC

# Varishthajana Swasthya Sewa Abhiyan

MOBILE HEALTHCARE PROGRAMME FOR THE AGED IN 20 LOCATIONS ACROSS INDIA



## Analysis & Findings of Baseline Survey Conducted for implementation of Mobile Health Care Programme for the Aged in Operational Area of Karaikal MMU under ONGC Karaikal Asset

Project Implemented by

**HelpAge India** | Fighting isolation,  
poverty, neglect

Study conducted by

**Four x4**  
Empowering People

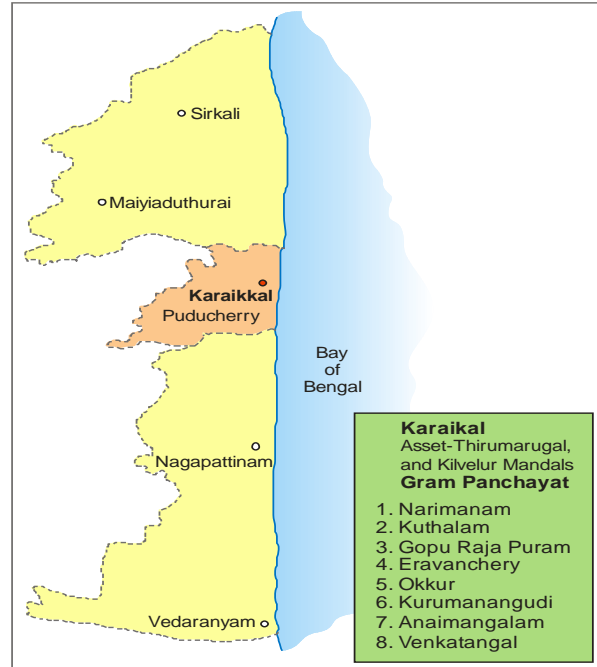


## Analysis & Findings of Baseline Survey Conducted for implementation of Mobile Health Care Programme for the Aged

### Unit: Karaikal (MMU MIS Location Code: 1304)

### Background

ONGC’s Karaikal Asset is located in Puducherry but its operational locations are spread across Nagapattinam and Thiruvapur Districts of Tamil Nadu. Nagapattinam is the adjacent district of Karaikal and in consultation with the ONGC senior officials the villages were identified for MMU operations. All these villages are located in Kilvelur & Thirumarugal Mandals of Nagapattinam District. After villages were identified in consultation with ONGC senior officials, survey was accordingly organized to locate all households with elders.



### Demography

Out of the total 901 surveyed households, almost 98.7% belonged to the Below Poverty Line (BPL) category and 1.3% belonged to the Above Poverty Line (APL) category. Out of the total members found in the surveyed households a total percentage of marginally more than 38.5% are elders. Elder males (42.7%) are much more than elder females (34.7%). For details please see Table No. 1.1 and 2.1.

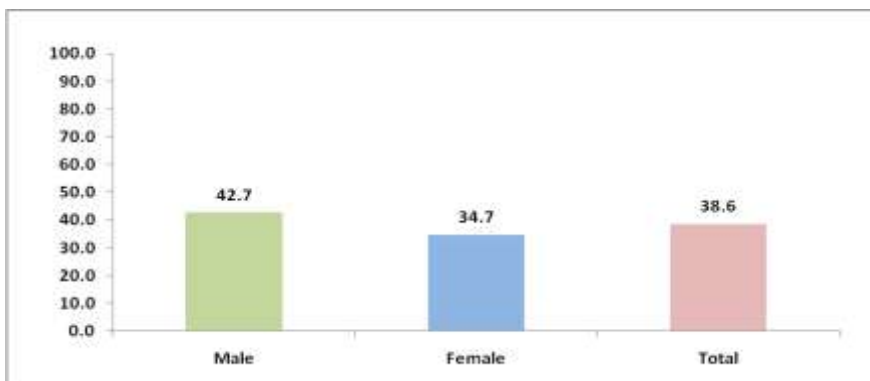


Figure-1: Percentage of Elders in the Surveyed Households

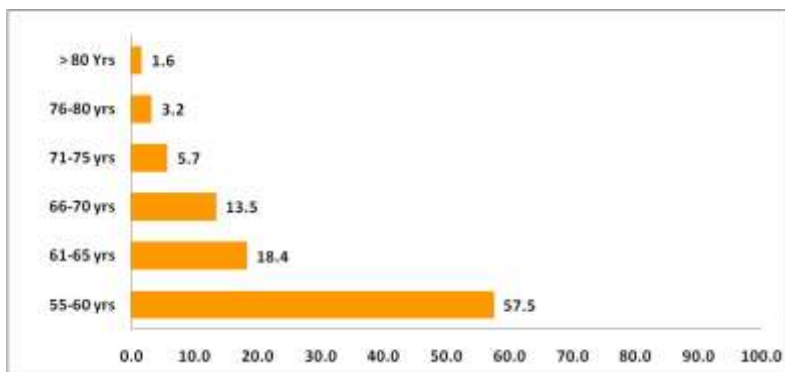


Figure-2: Percentage of Elders in Various Age Groups

While looking at data on percentage of elders in various age groups it becomes clear that as the age increases lesser and lesser elderly persons remain alive. The rate of decrease is lesser as the age group increases.

### Educational Status of Elders

Available data on educational status reveal that majority of them are illiterates (50.2%). Among the rest, literates constitute 43.3% followed distantly by 5.7% matriculates. All other categories like diploma, graduate, etc. are below 1% level. Details are available in Table 3.1 to Table 3.8.

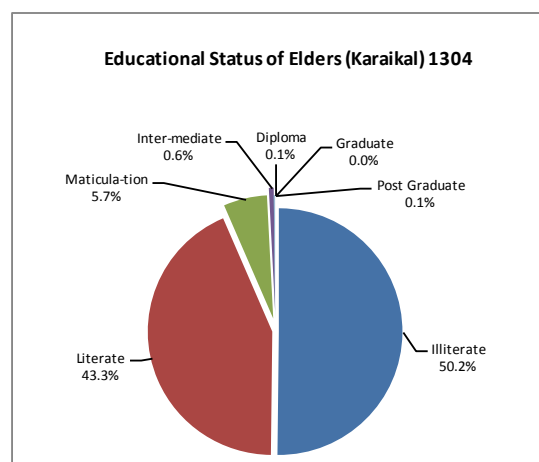


Figure-3: Educational Achievements among Elders

### Working & Non-working Elders

Almost 47.5% of the elderly persons don't work. Among the working elders working elder men are way higher to working elder women in percentage terms. Among non-working elders percentage of women are much higher than that of non-working men. Working men and women were found across all age groups.

### Disability

Out of the total elders, almost 14% elders have disability of some kind or the other. Highest figure of disability reported is blindness at 7.5%, followed by hearing impaired at almost 3%, disability of leg at more than 1.5% and hand disability with more than 1%. Disability related to speaking and mental problem is reported below 0.4%. Further details are available in Table 5.1 to Table 5.7.

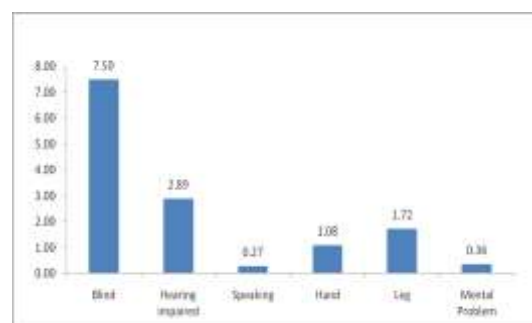


Figure-4: Disability in Elders

### Habits among Elders

More than 24% of all elders have not reported consumption of one intoxicant or the other. Out of all elders using intoxicants, highest percentage of them chewing tobacco (34.63%), followed by those smoking beedi (26.56%) and more than 9% are consuming locally brewed alcohol. Cigarettes smoking by elders is at 3.53%, Gutkha 2.80% while consumption of Opium and foreign liquor is reported at less than 0.3%.

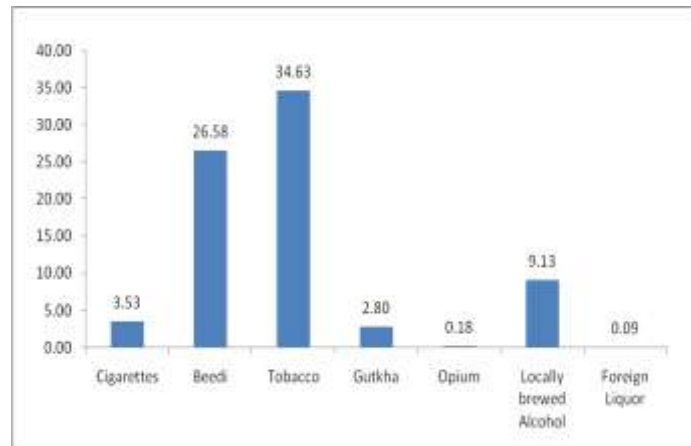


Figure-5: Habits in Elders

### Disease Profile of Elders

Among the diseases reported by the surveyed elders, joint pain was reported by highest percentage of men and women (almost 40% women and less than 33.5% men) followed by hyper-tension (11.5% men and 8% women), diabetes (5.5% men and more than 3% women), heart problem (5% men and less than 3% women). Other diseases like allergies, Ulcer, tuberculosis and asthma are reported at much lesser levels. In case of Joint Pain women are suffering the disease at a marginally higher level than men. The picture is clear from the figure given below. Further details are available in Table 7.1 to Table 7.9.

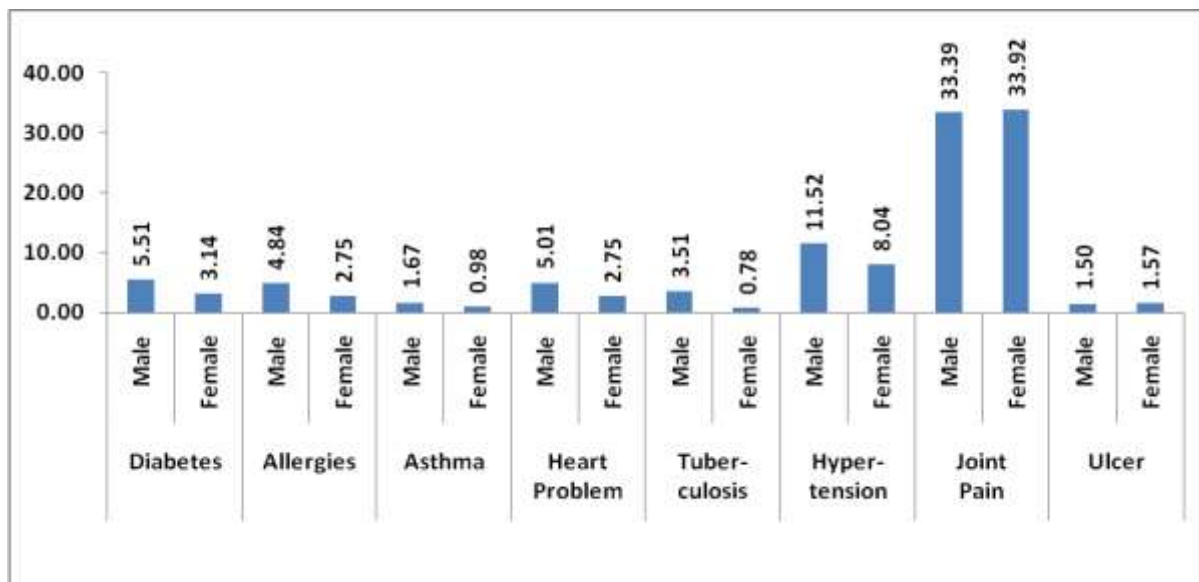


Figure-6: Disease Profile of Elders

Further details on all the aspects related to elders are available in the tables presented below.

Region: South	District: Nagapattinum (Tamil Nadu)
MMU MIS Location Code: 1304	Block/Mandal: Kilvelur & Thirumarugal
Unit Name: Karaikal	
ONGC Asset: Cauvery (Karaikal)	No. of Identified Site(s): 8

## 1. Total elderly households: Karaikal (1304)

Table-1.1: Status of Total Elderly Households

Code	District	Unit	Site/ Village	Family Status			Caste wise Family Distribution					
				BPL	APL	Total	Gen	SC	ST	OBC	Other	Total
1304	Nagapattinam	Kilvelur	Anai Mangalam	100	5	105	0	58	0	47	0	105
1304	Nagapattinam	Thirumarugal	Eravan Cherry	209	0	209	8	128	0	73	0	209
1304	Nagapattinam	Thirumarugal	Gopuraja Puram	85	0	85	0	29	0	56	0	85
1304	Nagapattinam	Kilvelur	Karumanangudi	67	1	68	0	57	0	11	0	68
1304	Nagapattinam	Thirumarugal	Kuthalam	104	1	105	56	48	0	1	0	105
1304	Nagapattinam	Thirumarugal	Narimanam	60	0	60	32	24	0	4	0	60
1304	Nagapattinam	Kilvelur	Okkur	153	4	157	13	105	0	39	0	157
1304	Nagapattinam	Kilvelur	Vengidangal	111	1	112	0	80	0	32	0	112
			<b>TOTAL</b>	<b>889</b>	<b>12</b>	<b>901</b>	<b>109</b>	<b>529</b>	<b>0</b>	<b>263</b>	<b>0</b>	<b>901</b>
			<b>Percentage</b>	<b>98.7</b>	<b>1.3</b>	<b>100</b>	<b>12.1</b>	<b>58.7</b>	<b>0.0</b>	<b>29.2</b>	<b>0.0</b>	<b>100</b>

Total HHs Surveyed - 901  
Non-Elder Households - 0

## 2. Overview of Family Members: Karaikal (1304)

Table-2.1: Overall Family Members

Family Members	Male	Female	Total
Elder Members >=55 yrs	599	510	1109
Other Members (all <=54 yrs)	804	960	1764
<b>Total Members</b>	<b>1403</b>	<b>1470</b>	<b>2873</b>
Percentage of Elder members	42.7%	34.7%	38.6%

Table-2.2: Sitewise status of Elders by Age group

Site	Elders 55-60 yrs		Elders 61-65 yrs		Elders 66-70 yrs		Elders 71-75 yrs		Elders 76-80 yrs		Elders Above 80 Yrs	
	M	F	M	F	M	F	M	F	M	F	M	F
Anai Mangalam	38	32	15	10	12	13	5	6	6	0	2	1
Eravan Cherry	92	62	23	22	22	7	8	8	9	1	2	0
Gopuraja Puram	24	30	14	17	12	6	6	3	0	0	2	1
Karumanangudi	32	19	7	9	7	3	5	1	2	0	0	0
Kuthalam	35	30	14	8	5	8	4	3	2	6	3	3
Narimanam	19	21	7	9	5	4	2	1	1	1	1	1
Okkur	49	66	14	14	20	13	2	2	2	4	0	1
Vengidangal	41	48	11	10	9	4	6	1	1	1	1	0
<b>Total</b>	<b>330</b>	<b>308</b>	<b>105</b>	<b>99</b>	<b>92</b>	<b>58</b>	<b>38</b>	<b>25</b>	<b>23</b>	<b>13</b>	<b>11</b>	<b>7</b>
<b>Percentage</b>	55.1	60.4	17.5	19.4	15.4	11.4	6.3	4.9	3.8	2.5	1.8	1.4

Table-2.3: Total Elders by Age group

Total Elders by Age	Elders 55-60 yrs	Elders 61-65 yrs	Elders 66-70 yrs	Elders 71-75 yrs	Elders 76-80 yrs	Elders above 80 Yrs	Total Elders
Total Elders by Age	638	204	150	63	36	18	1109
%age Elder by Age	57.5	18.4	13.5	5.7	3.2	1.6	100

### 3. Educational Status of Elders: Unit – Karaikal (1304)

**Table-3.1: Summary of Educational Status of Elders**

Site	Illiterate	Literate	Maticul-ation	Inter-mediate	Diploma	Graduate	Post Graduate
Anai Mangalam	65	67	3	2	0	0	0
Eravan Cherry	89	165	2	0	0	0	0
Gopuraja Puram	78	32	4	1	0	0	0
Karumanangudi	49	35	1	0	0	0	0
Kuthalam	51	41	27	0	1	0	1
Narimanam	41	17	14	0	0	0	0
Okkur	97	84	3	3	0	0	0
Vengidangal	85	38	9	1	0	0	0
<b>Total</b>	<b>555</b>	<b>479</b>	<b>63</b>	<b>7</b>	<b>1</b>	<b>0</b>	<b>1</b>
%age with total elders	50.0	43.2	5.7	0.6	0.1	0.0	0.1

#### Sitewise Educational Status of Elders under age category

**Table-3.2: Illiterate Elders**

Site	Elders 55-60 yrs		Elders 61-65 Yrs		Elders 66-70 Yrs		Elders 71-75 Yrs		Elders 76-80 Yrs		Elders above 80 Yrs		Total Elders	
	M	F	M	F	M	F	M	F	M	F	M	F	M	F
Anai Mangalam	14	16	3	6	4	12	2	4	2	0	1	1	26	39
Eravan Cherry	15	35	3	15	4	4	0	5	6	1	1	0	29	60
Gopuraja Puram	14	16	12	14	7	5	4	3	0	0	2	1	39	39
Karumanangudi	9	14	4	8	5	3	4	1	1	0	0	0	23	26
Kuthalam	7	15	3	7	0	4	2	3	2	4	2	2	16	35
Narimanam	6	15	1	7	3	4	1	1	0	1	1	1	12	29
Okkur	13	49	1	12	5	10	1	1	1	3	0	1	21	76
Vengidangal	19	44	5	7	3	3	2	0	1	1	0	0	30	55
<b>Total</b>	<b>97</b>	<b>204</b>	<b>32</b>	<b>76</b>	<b>31</b>	<b>45</b>	<b>16</b>	<b>18</b>	<b>13</b>	<b>10</b>	<b>7</b>	<b>6</b>	<b>196</b>	<b>359</b>
<b>% with Total Elders</b>	<b>29.4</b>	<b>66.2</b>	<b>30.5</b>	<b>76.8</b>	<b>33.7</b>	<b>77.6</b>	<b>42.1</b>	<b>72.0</b>	<b>56.5</b>	<b>76.9</b>	<b>63.6</b>	<b>85.7</b>	<b>32.7</b>	<b>70.4</b>

**Table-3.3: Literate Elders**

Site	Elders 55-60 yrs		Elders 61-65 Yrs		Elders 66-70 Yrs		Elders 71-75 Yrs		Elders 76-80 Yrs		Elders above 80 Yrs		Total Elders	
	M	F	M	F	M	F	M	F	M	F	M	F	M	F
Anai Mangalam	22	15	10	3	7	1	3	2	3	0	1	0	46	21
Eravan Cherry	77	27	20	7	18	2	7	3	3	0	1	0	126	39
Gopuraja Puram	6	13	2	3	5	1	2	0	0	0	0	0	15	17
Karumanangudi	22	5	3	1	2	0	1	0	1	0	0	0	29	6
Kuthalam	12	12	5	1	5	3	1	0	0	1	0	1	23	18
Narimanam	5	4	3	2	2	0	0	0	1	0	0	0	11	6
Okkur	31	17	13	1	15	3	1	1	1	1	0	0	61	23
Vengidangal	17	3	4	2	6	1	3	1	0	0	1	0	31	7
<b>Total</b>	<b>192</b>	<b>96</b>	<b>60</b>	<b>20</b>	<b>60</b>	<b>11</b>	<b>18</b>	<b>7</b>	<b>9</b>	<b>2</b>	<b>3</b>	<b>1</b>	<b>342</b>	<b>137</b>
<b>% with Total Elders</b>	<b>58.2</b>	<b>31.2</b>	<b>57.1</b>	<b>20.2</b>	<b>65.2</b>	<b>19.0</b>	<b>47.4</b>	<b>28.0</b>	<b>39.1</b>	<b>15.4</b>	<b>27.3</b>	<b>14.3</b>	<b>57.1</b>	<b>26.9</b>

**Table-3.4: Elders with Matriculation**

Site	Elders 55-60 yrs		Elders 61-65 Yrs		Elders 66-70 Yrs		Elders 71-75 Yrs		Elders 76-80 Yrs		Elders above 80 Yrs		Total Elders	
	M	F	M	F	M	F	M	F	M	F	M	F	M	F
Anai Mangalam	1	0	1	0	1	0	0	0	0	0	0	0	3	0
Eravan Cherry	0	0	0	0	0	1	1	0	0	0	0	0	1	1
Gopuraja Puram	3	1	0	0	0	0	0	0	0	0	0	0	3	1
Karumanangudi	1	0	0	0	0	0	0	0	0	0	0	0	1	0
Kuthalam	14	3	6	0	0	1	1	0	0	1	1	0	22	5
Narimanam	8	2	3	0	0	0	1	0	0	0	0	0	12	2
Okkur	3	0	0	0	0	0	0	0	0	0	0	0	3	0

Site	Elders 55-60 yrs		Elders 61-65 Yrs		Elders 66-70 Yrs		Elders 71-75 Yrs		Elders 76-80 Yrs		Elders above 80 Yrs		Total Elders	
	M	F	M	F	M	F	M	F	M	F	M	F	M	F
Vengidangal	4	1	2	1	0	0	1	0	0	0	0	0	7	2
<b>Total</b>	<b>34</b>	<b>7</b>	<b>12</b>	<b>1</b>	<b>1</b>	<b>2</b>	<b>4</b>	<b>0</b>	<b>0</b>	<b>1</b>	<b>0</b>	<b>1</b>	<b>0</b>	<b>11</b>
<b>% with Total Elders</b>	<b>10.3</b>	<b>2.3</b>	<b>11.4</b>	<b>1.0</b>	<b>1.1</b>	<b>3.4</b>	<b>10.5</b>	<b>0.0</b>	<b>0.0</b>	<b>7.7</b>	<b>9.1</b>	<b>0.0</b>	<b>8.7</b>	<b>2.2</b>

Table-3.5: Elders with Intermediate

Site	Elders 55-60 yrs		Elders 61-65 Yrs		Elders 66-70 Yrs		Elders 71-75 Yrs		Elders 76-80 Yrs		Elders above 80 Yrs		Total Elders	
	M	F	M	F	M	F	M	F	M	F	M	F	M	F
Anai Mangalam	0	0	1	1	0	0	0	0	0	0	0	0	1	1
Eravan Cherry	0	0	0	0	0	0	0	0	0	0	0	0	0	0
Gopuraja Puram	1	0	0	0	0	0	0	0	0	0	0	0	1	0
Karumanangudi	0	0	0	0	0	0	0	0	0	0	0	0	0	0
Kuthalam	0	0	0	0	0	0	0	0	0	0	0	0	0	0
Narimanam	0	0	0	0	0	0	0	0	0	0	0	0	0	0
Okkur	2	0	0	1	0	0	0	0	0	0	0	0	2	1
Vengidangal	1	0	0	0	0	0	0	0	0	0	0	0	1	0
<b>Total</b>	<b>4</b>	<b>0</b>	<b>1</b>	<b>2</b>	<b>0</b>	<b>0</b>	<b>0</b>	<b>0</b>	<b>0</b>	<b>0</b>	<b>0</b>	<b>0</b>	<b>5</b>	<b>2</b>
<b>% with Total Elders</b>	<b>1.2</b>	<b>0.0</b>	<b>1.0</b>	<b>2.0</b>	<b>0.0</b>	<b>0.0</b>	<b>0.0</b>	<b>0.0</b>	<b>0.0</b>	<b>0.0</b>	<b>0.0</b>	<b>0.0</b>	<b>0.8</b>	<b>0.4</b>

Table-3.6: Elders with Graduation

Site	Elders 55-60 yrs		Elders 61-65 Yrs		Elders 66-70 Yrs		Elders 71-75 Yrs		Elders 76-80 Yrs		Elders above 80 Yrs		Total Elders	
	M	F	M	F	M	F	M	F	M	F	M	F	M	F
Anai Mangalam	0	0	0	0	0	0	0	0	0	0	0	0	0	0
Eravan Cherry	0	0	0	0	0	0	0	0	0	0	0	0	0	0
Gopuraja Puram	0	0	0	0	0	0	0	0	0	0	0	0	0	0
Karumanangudi	0	0	0	0	0	0	0	0	0	0	0	0	0	0
Kuthalam	0	0	0	0	0	0	0	0	0	0	0	0	0	0
Narimanam	0	0	0	0	0	0	0	0	0	0	0	0	0	0
Okkur	0	0	0	0	0	0	0	0	0	0	0	0	0	0
Vengidangal	0	0	0	0	0	0	0	0	0	0	0	0	0	0
<b>Total</b>	<b>0</b>	<b>0</b>	<b>0</b>	<b>0</b>	<b>0</b>	<b>0</b>	<b>0</b>	<b>0</b>	<b>0</b>	<b>0</b>	<b>0</b>	<b>0</b>	<b>0</b>	<b>0</b>
<b>% with Total Elders</b>	<b>0.0</b>	<b>0.0</b>	<b>0.0</b>	<b>0.0</b>	<b>0.0</b>	<b>0.0</b>	<b>0.0</b>	<b>0.0</b>	<b>0.0</b>	<b>0.0</b>	<b>0.0</b>	<b>0.0</b>	<b>0.0</b>	<b>0.0</b>

Table-3.7: Elders with Post-Graduation

Site	Elders 55-60 yrs		Elders 61-65 Yrs		Elders 66-70 Yrs		Elders 71-75 Yrs		Elders 76-80 Yrs		Elders above 80 Yrs		Total Elders	
	M	F	M	F	M	F	M	F	M	F	M	F	M	F
Anai Mangalam	0	0	0	0	0	0	0	0	0	0	0	0	0	0
Eravan Cherry	0	0	0	0	0	0	0	0	0	0	0	0	0	0
Gopuraja Puram	0	0	0	0	0	0	0	0	0	0	0	0	0	0
Karumanangudi	0	0	0	0	0	0	0	0	0	0	0	0	0	0
Kuthalam	1	0	0	0	0	0	0	0	0	0	0	0	1	0
Narimanam	0	0	0	0	0	0	0	0	0	0	0	0	0	0
Okkur	0	0	0	0	0	0	0	0	0	0	0	0	0	0
Vengidangal	0	0	0	0	0	0	0	0	0	0	0	0	0	0
<b>Total</b>	<b>1</b>	<b>0</b>	<b>0</b>	<b>0</b>	<b>0</b>	<b>0</b>	<b>0</b>	<b>0</b>	<b>0</b>	<b>0</b>	<b>0</b>	<b>0</b>	<b>1</b>	<b>0</b>
<b>% with Total Elders</b>	<b>0.3</b>	<b>0.0</b>	<b>0.0</b>	<b>0.0</b>	<b>0.0</b>	<b>0.0</b>	<b>0.0</b>	<b>0.0</b>	<b>0.0</b>	<b>0.0</b>	<b>0.0</b>	<b>0.0</b>	<b>0.2</b>	<b>0.0</b>

Table-3.8: Elders with Diploma

Site	Elders 55-60 yrs		Elders 61-65 Yrs		Elders 66-70 Yrs		Elders 71-75 Yrs		Elders 76-80 Yrs		Elders above 80 Yrs		Total Elders	
	M	F	M	F	M	F	M	F	M	F	M	F	M	F
Anai Mangalam	0	0	0	0	0	0	0	0	0	0	0	0	0	0
Eravan Cherry	0	0	0	0	0	0	0	0	0	0	0	0	0	0
Gopuraja Puram	0	0	0	0	0	0	0	0	0	0	0	0	0	0
Karumanangudi	0	0	0	0	0	0	0	0	0	0	0	0	0	0
Kuthalam	1	0	0	0	0	0	0	0	0	0	0	0	1	0



Site	Elders 55-60 yrs		Elders 61-65 Yrs		Elders 66-70 Yrs		Elders 71-75 Yrs		Elders 76-80 Yrs		Elders above 80 Yrs		Total Elders	
	M	F	M	F	M	F	M	F	M	F	M	F	M	F
Narimanam	0	0	0	0	0	0	0	0	0	0	0	0	0	0
Okkur	0	0	0	0	0	0	0	0	0	0	0	0	0	0
Vengidangal	0	0	0	0	0	0	0	0	0	0	0	0	0	0
<b>Total</b>	<b>1</b>	<b>0</b>	<b>0</b>	<b>0</b>	<b>0</b>	<b>0</b>	<b>0</b>	<b>0</b>	<b>0</b>	<b>0</b>	<b>0</b>	<b>0</b>	<b>1</b>	<b>0</b>
% with Total Elders	0.3	0.0	0.0	0.0	0.0	0.0	0.0	0.0	0.0	0.0	0.0	0.0	0.2	0.0

#### 4. Occupation of Elder Members: Unit – Karaikal (1304)

**Table-4.1: Elders Category who are Not Economically Active**

Category	Elders 55-60 yrs		Elders 61-65 yrs		Elders 66-70 yrs		Elders 71-75 yrs		Elders 76-80 yrs		Elders above 80 Yrs	
	M	F	M	F	M	F	M	F	M	F	M	F
Nil	45	134	36	51	39	34	23	18	9	10	7	6
House wife		73		21		12		3		1		0
Pensioner	0	0	0	1	0	0	0	0	0	0	0	0
Others	1	1	0	0	0	0	0	0	0	0	0	0
<b>Total</b>	<b>46</b>	<b>208</b>	<b>36</b>	<b>73</b>	<b>39</b>	<b>46</b>	<b>23</b>	<b>21</b>	<b>9</b>	<b>11</b>	<b>7</b>	<b>6</b>
<b>%age</b>	<b>14.0</b>	<b>67.8</b>	<b>34.3</b>	<b>73.7</b>	<b>42.4</b>	<b>79.3</b>	<b>60.5</b>	<b>84.0</b>	<b>40.9</b>	<b>84.6</b>	<b>63.6</b>	<b>85.7</b>

**Table-4.2: Working Elders**

Category	Elders 55-60 yrs		Elders 61-65 yrs		Elders 66-70 yrs		Elders 71-75 yrs		Elders 76-80 yrs		Elders above 80 Yrs	
	M	F	M	F	M	F	M	F	M	F	M	F
Daily wage	125	49	35	15	32	8	9	2	8	1	1	1
Business	0	0	0	0	0	1	0	0	0	0	0	0
Service	5	1	0	0	1	0	0	0	0	0	0	0
Farmers	150	49	33	11	20	3	6	2	5	1	3	0
Artisans	3	0	1	0	0	0	0	0	0	0	0	0
<b>Total</b>	<b>283</b>	<b>99</b>	<b>69</b>	<b>26</b>	<b>53</b>	<b>12</b>	<b>15</b>	<b>4</b>	<b>13</b>	<b>2</b>	<b>4</b>	<b>1</b>
<b>%age</b>	<b>86.0</b>	<b>32.2</b>	<b>65.7</b>	<b>26.3</b>	<b>57.6</b>	<b>20.7</b>	<b>39.5</b>	<b>16.0</b>	<b>59.1</b>	<b>15.4</b>	<b>36.4</b>	<b>14.3</b>

#### 5. Type of Disabilities in Elders: Unit: Karaikal (1304)

**Table-5.1: Disabilities in Elders (Summary)**

Disability in Elders	Blind	Hearing impaired	Speaking	Hand	Leg	Mental Problem	Others
Anai Mangalam	47	13	1	5	12	1	0
Eravan Cherry	0	0	0	0	0	0	0
Gopuraja Puram	4	2	1	0	3	1	0
Karumanangudi	27	6	0	3	3	0	0
Kuthalam	0	0	0	0	0	0	0
Narimanam	0	0	0	2	0	0	0
Okkur	4	10	0	2	1	2	0
Vengidangal	1	1	1	0	0	0	0
<b>Total</b>	<b>83</b>	<b>32</b>	<b>3</b>	<b>12</b>	<b>19</b>	<b>4</b>	<b>0</b>
<b>%age with Total Elders</b>	<b>7.5</b>	<b>2.9</b>	<b>0.3</b>	<b>1.1</b>	<b>1.7</b>	<b>0.4</b>	<b>0.0</b>

## Villagewise disability in Elders with Age category

**Table-5.2: Disability related to Hand in Elders**

Village	55-60 yrs		61-65 Yrs		66-70 Yrs		71-75 Yrs		76-80 Yrs		> 80 Yrs		Total	
	M	F	M	F	M	F	M	F	M	F	M	F	M	F
Anai Mangalam	0	2	1	0	0	1	0	0	1	0	0	0	2	3
Eravan Cherry	0	0	0	0	0	0	0	0	0	0	0	0	0	0
Gopuraja Puram	0	0	0	0	0	0	0	0	0	0	0	0	0	0
Karumanangudi	0	1	0	1	0	0	0	0	1	0	0	0	1	2
Kuthalam	0	0	0	0	0	0	0	0	0	0	0	0	0	0
Narimanam	2	0	0	0	0	0	0	0	0	0	0	0	2	0
Okkur	0	1	1	0	0	0	0	0	0	0	0	0	1	1
Vengidangal	0	0	0	0	0	0	0	0	0	0	0	0	0	0
<b>Total</b>	<b>2</b>	<b>4</b>	<b>2</b>	<b>1</b>	<b>0</b>	<b>1</b>	<b>0</b>	<b>0</b>	<b>2</b>	<b>0</b>	<b>0</b>	<b>0</b>	<b>6</b>	<b>6</b>
<b>%age disability</b>	<b>0.6</b>	<b>1.3</b>	<b>1.9</b>	<b>1.0</b>	<b>0.0</b>	<b>1.7</b>	<b>0.0</b>	<b>0.0</b>	<b>8.7</b>	<b>0.0</b>	<b>0.0</b>	<b>0.0</b>	<b>1.0</b>	<b>1.2</b>

**Table-5.3: Blindness among Elders**

Village	55-60 yrs		61-65 Yrs		66-70 Yrs		71-75 Yrs		76-80 Yrs		> 80 Yrs		Total	
	M	F	M	F	M	F	M	F	M	F	M	F	M	F
Anai Mangalam	9	9	7	5	4	6	1	2	3	0	1	0	25	22
Eravan Cherry	0	0	0	0	0	0	0	0	0	0	0	0	0	0
Gopuraja Puram	0	2	1	1	0	0	0	0	0	0	0	0	1	3
Karumanangudi	7	6	3	5	1	1	2	1	1	0	0	0	14	13
Kuthalam	0	0	0	0	0	0	0	0	0	0	0	0	0	0
Narimanam	0	0	0	0	0	0	0	0	0	0	0	0	0	0
Okkur	3	0	0	0	1	0	0	0	0	0	0	0	4	0
Vengidangal	1	0	0	0	0	0	0	0	0	0	0	0	1	0
<b>Total</b>	<b>20</b>	<b>17</b>	<b>11</b>	<b>11</b>	<b>6</b>	<b>7</b>	<b>3</b>	<b>3</b>	<b>4</b>	<b>0</b>	<b>1</b>	<b>0</b>	<b>45</b>	<b>38</b>
<b>%age disability</b>	<b>6.1</b>	<b>5.5</b>	<b>10.5</b>	<b>11.1</b>	<b>6.5</b>	<b>12.1</b>	<b>7.9</b>	<b>12.0</b>	<b>17.4</b>	<b>0.0</b>	<b>9.1</b>	<b>0.0</b>	<b>7.5</b>	<b>7.5</b>

**Table-5.4: Disability related to Hearing impaired in Elders**

Village	55-60 yrs		61-65 Yrs		66-70 Yrs		71-75 Yrs		76-80 Yrs		> 80 Yrs		Total	
	M	F	M	F	M	F	M	F	M	F	M	F	M	F
Anai Mangalam	1	3	2	0	0	1	1	3	2	0	0	0	6	7
Eravan Cherry	0	0	0	0	0	0	0	0	0	0	0	0	0	0
Gopuraja Puram	0	1	0	0	0	0	0	0	0	0	0	1	0	2
Karumanangudi	1	0	0	3	1	0	0	0	1	0	0	0	3	3
Kuthalam	0	0	0	0	0	0	0	0	0	0	0	0	0	0
Narimanam	0	0	0	0	0	0	0	0	0	0	0	0	0	0
Okkur	3	4	0	0	1	1	0	0	0	0	0	1	4	6
Vengidangal	1	0	0	0	0	0	0	0	0	0	0	0	1	0
<b>Total</b>	<b>6</b>	<b>8</b>	<b>2</b>	<b>3</b>	<b>2</b>	<b>2</b>	<b>1</b>	<b>3</b>	<b>3</b>	<b>0</b>	<b>0</b>	<b>2</b>	<b>14</b>	<b>18</b>
<b>%age disability</b>	<b>1.8</b>	<b>2.6</b>	<b>1.9</b>	<b>3.0</b>	<b>2.2</b>	<b>3.4</b>	<b>2.6</b>	<b>12.0</b>	<b>13.0</b>	<b>0.0</b>	<b>0.0</b>	<b>28.6</b>	<b>2.3</b>	<b>3.5</b>

**Table-5.5: Disability related to Leg in Elders**

Village	55-60 yrs		61-65 Yrs		66-70 Yrs		71-75 Yrs		76-80 Yrs		> 80 Yrs		Total	
	M	F	M	F	M	F	M	F	M	F	M	F	M	F
Anai Mangalam	3	3	2	0	1	1	0	0	1	0	1	0	8	4
Eravan Cherry	0	0	0	0	0	0	0	0	0	0	0	0	0	0
Gopuraja Puram	0	1	0	0	0	1	1	0	0	0	0	0	1	2
Karumanangudi	0	1	0	1	0	0	0	0	1	0	0	0	1	2
Kuthalam	0	0	0	0	0	0	0	0	0	0	0	0	0	0
Narimanam	0	0	0	0	0	0	0	0	0	0	0	0	0	0
Okkur	0	1	0	0	0	0	0	0	0	0	0	0	0	1
Vengidangal	0	0	0	0	0	0	0	0	0	0	0	0	0	0
<b>Total</b>	<b>3</b>	<b>6</b>	<b>2</b>	<b>1</b>	<b>1</b>	<b>2</b>	<b>1</b>	<b>0</b>	<b>2</b>	<b>0</b>	<b>1</b>	<b>0</b>	<b>10</b>	<b>9</b>
<b>Percentage disability</b>	<b>0.9</b>	<b>1.9</b>	<b>1.9</b>	<b>1.0</b>	<b>1.1</b>	<b>3.4</b>	<b>2.6</b>	<b>0.0</b>	<b>8.7</b>	<b>0.0</b>	<b>9.1</b>	<b>0.0</b>	<b>1.7</b>	<b>1.8</b>

**Table-5.6: Mental Disability in Elders**

Village	55-60 yrs		61-65 Yrs		66-70 Yrs		71-75 Yrs		76-80 Yrs		> 80 Yrs		Total	
	M	F	M	F	M	F	M	F	M	F	M	F	M	F
Anai Mangalam	0	1	0	0	0	0	0	0	0	0	0	0	0	1
Eravan Cherry	0	0	0	0	0	0	0	0	0	0	0	0	0	0
Gopuraja Puram	0	1	0	0	0	0	0	0	0	0	0	0	0	1
Karumanangudi	0	0	0	0	0	0	0	0	0	0	0	0	0	0
Kuthalam	0	0	0	0	0	0	0	0	0	0	0	0	0	0
Narimanam	0	0	0	0	0	0	0	0	0	0	0	0	0	0
Okkur	0	1	0	0	1	0	0	0	0	0	0	0	1	1
Vengidangal	0	0	0	0	0	0	0	0	0	0	0	0	0	0
<b>Total</b>	<b>0</b>	<b>3</b>	<b>0</b>	<b>0</b>	<b>1</b>	<b>0</b>	<b>0</b>	<b>0</b>	<b>0</b>	<b>0</b>	<b>0</b>	<b>0</b>	<b>1</b>	<b>3</b>
%age disability	0.0	1.0	0.0	0.0	1.1	0.0	0.0	0.0	0.0	0.0	0.0	0.0	0.2	0.6

**Table-5.7: Disability related to Speaking in Elders**

Village	55-60 yrs		61-65 Yrs		66-70 Yrs		71-75 Yrs		76-80 Yrs		> 80 Yrs		Total	
	M	F	M	F	M	F	M	F	M	F	M	F	M	F
Anai Mangalam	0	0	0	0	1	0	0	0	0	0	0	0	1	0
Eravan Cherry	0	0	0	0	0	0	0	0	0	0	0	0	0	0
Gopuraja Puram	0	1	0	0	0	0	0	0	0	0	0	0	0	1
Karumanangudi	0	0	0	0	0	0	0	0	0	0	0	0	0	0
Kuthalam	0	0	0	0	0	0	0	0	0	0	0	0	0	0
Narimanam	0	0	0	0	0	0	0	0	0	0	0	0	0	0
Okkur	0	0	0	0	0	0	0	0	0	0	0	0	0	0
Vengidangal	1	0	0	0	0	0	0	0	0	0	0	0	1	0
<b>Total</b>	<b>1</b>	<b>1</b>	<b>0</b>	<b>0</b>	<b>1</b>	<b>0</b>	<b>0</b>	<b>0</b>	<b>0</b>	<b>0</b>	<b>0</b>	<b>0</b>	<b>2</b>	<b>1</b>
%age disability	0.3	0.3	0.0	0.0	1.1	0.0	0.0	0.0	0.0	0.0	0.0	0.0	0.3	0.2

## 6. Habits in Elders: Unit: Karaikal (1304)

**Table-6.1: Habits in Elders (Summary)**

Site	Cigarettes		Beedi		Tobacco		Gutkha		Opium		Locally brewed		Foreign Liquor	
	M	F	M	F	M	F	M	F	M	F	M	F	M	F
Anai Mangalam	5	0	15	1	33	20	2	0	1	0	14	4	0	0
Eravan Cherry	0	0	146	20	32	52	0	0	0	0	0	0	0	0
Gopuraja Puram	2	1	24	5	12	21	2	0	1	0	8	10	0	0
Karumanangudi	1	0	16	0	25	11	0	0	0	0	13	3	0	0
Kuthalam	8	5	15	3	13	17	0	0	0	0	0	0	0	1
Narimanam	0	1	1	0	0	0	0	0	0	0	0	0	0	0
Okkur	1	0	19	3	51	45	14	12	0	0	13	4	0	0
Vengidangal	15	0	26	0	22	29	0	1	0	0	30	2	0	0
<b>TOTAL</b>	<b>32</b>	<b>7</b>	<b>262</b>	<b>32</b>	<b>188</b>	<b>195</b>	<b>18</b>	<b>13</b>	<b>2</b>	<b>0</b>	<b>78</b>	<b>23</b>	<b>0</b>	<b>1</b>
% with Total Elders	5.34	1.37	43.74	6.27	31.39	38.24	3.01	2.55	0.33	0.00	13.02	4.51	0.00	0.20

### Villagewise Habits in Elders

**Table-6.2: Cigarettes Smoking Elders**

Site	Elders		%age	
	M	F	M	F
Anai Mangalam	5	0	6.4	0.0
Eravan Cherry	0	0	0.0	0.0
Gopuraja Puram	2	1	3.4	1.8
Karumanangudi	1	0	1.9	0.0
Kuthalam	8	5	12.7	8.6
Narimanam	0	1	0.0	2.7
Okkur	1	0	1.1	0.0
Vengidangal	15	0	21.7	0.0
<b>TOTAL</b>	<b>32</b>	<b>7</b>	<b>5.3</b>	<b>1.4</b>

**Table-6.2: Beedi Smoking Elders**

Site	Elders		%age	
	M	F	M	F
Anai Mangalam	15	1	19.2	1.6
Eravan Cherry	146	20	93.6	20.0
Gopuraja Puram	24	5	41.4	8.8
Karumanangudi	16	0	30.2	0.0
Kuthalam	15	3	23.8	5.2
Narimanam	1	0	2.9	0.0
Okkur	19	3	21.8	3.0
Vengidangal	26	0	37.7	0.0
<b>TOTAL</b>	<b>262</b>	<b>32</b>	<b>43.7</b>	<b>6.3</b>

**Table-6.3: Tobacco Chewing Elders**

Site	Elders		%age	
	M	F	M	F
Anai Mangalam	33	20	42.3	32.3
Eravan Cherry	32	52	20.5	52.0
Gopuraja Puram	12	21	20.7	36.8
Karumanangudi	25	11	47.2	34.4
Kuthalam	13	17	20.6	29.3
Narimanam	0	0	0.0	0.0
Okkur	51	45	58.6	45.0
Vengidangal	22	29	31.9	45.3
<b>TOTAL</b>	<b>188</b>	<b>195</b>	<b>31.4</b>	<b>38.2</b>

**Table-6.4: Gutkha Consuming Elders**

Site	Elders		%age	
	M	F	M	F
Anai Mangalam	2	0	2.6	0.0
Eravan Cherry	0	0	0.0	0.0
Gopuraja Puram	2	0	3.4	0.0
Karumanangudi	0	0	0.0	0.0
Kuthalam	0	0	0.0	0.0
Narimanam	0	0	0.0	0.0
Okkur	14	12	16.1	12.0
Vengidangal	0	1	0.0	1.6
<b>TOTAL</b>	<b>18</b>	<b>13</b>	<b>3.0</b>	<b>2.5</b>

**Table-6.5: Opium Consuming Elders**

Site	Elders		%age	
	M	F	M	F
Anai Mangalam	1	0	1.3	0.0
Eravan Cherry	0	0	0.0	0.0
Gopuraja Puram	1	0	1.7	0.0
Karumanangudi	0	0	0.0	0.0
Kuthalam	0	0	0.0	0.0
Narimanam	0	0	0.0	0.0
Okkur	0	0	0.0	0.0
Vengidangal	0	0	0.0	0.0
<b>TOTAL</b>	<b>2</b>	<b>0</b>	<b>0.3</b>	<b>0.0</b>

**Table-6.6: Elders consuming locally brewed Alcohol**

Site	Elders		%age	
	M	F	M	F
Anai Mangalam	14	4	17.9	6.5
Eravan Cherry	0	0	0.0	0.0
Gopuraja Puram	8	10	13.8	17.5
Karumanangudi	13	3	24.5	9.4
Kuthalam	0	0	0.0	0.0
Narimanam	0	0	0.0	0.0
Okkur	13	4	14.9	4.0
Vengidangal	30	2	43.5	3.1
<b>TOTAL</b>	<b>78</b>	<b>23</b>	<b>13.0</b>	<b>4.5</b>

**Table-6.7: Elders consuming Foreign Liquor**

Site	Elders		%age	
	M	F	M	F
Anai Mangalam	0	0	0.0	0.0
Eravan Cherry	0	0	0.0	0.0
Gopuraja Puram	0	0	0.0	0.0
Karumanangudi	0	0	0.0	0.0
Kuthalam	0	1	0.0	1.7
Narimanam	0	0	0.0	0.0
Okkur	0	0	0.0	0.0
Vengidangal	0	0	0.0	0.0
<b>TOTAL</b>	<b>0</b>	<b>1</b>	<b>0.0</b>	<b>0.2</b>

## 7. Diseases in Elders: Unit- Karaikal (1304)

**Table-7.1: Diseases in Elders (Summary)**

Site	Diabetes		Allergies		Asthma		Heart Problem		Tuber-culosis		Hyper-tension		Joint Pain		Ulcer	
	M	F	M	F	M	F	M	F	M	F	M	F	M	F	M	F
Anai Mangalam	6	2	13	7	1	2	12	6	14	1	6	2	46	36	4	3
Eravan Cherry	0	0	0	0	0	0	0	0	0	0	0	0	0	0	0	0
Gopuraja Puram	1	3	0	0	0	0	0	0	1	0	5	4	35	27	1	0
Karumanangudi	4	1	7	4	4	0	9	3	2	0	10	5	28	12	1	1
Kuthalam	4	2	5	0	1	0	3	1	2	1	16	10	30	31	0	0
Narimanam	8	3	0	0	0	0	0	0	0	0	14	8	19	19	0	0
Okkur	7	5	2	1	2	2	6	3	1	2	16	8	12	33	2	3
Vengidangal	3	0	2	2	2	1	0	1	1	0	2	4	30	15	1	1
<b>Total</b>	<b>33</b>	<b>16</b>	<b>29</b>	<b>14</b>	<b>10</b>	<b>5</b>	<b>30</b>	<b>14</b>	<b>21</b>	<b>4</b>	<b>69</b>	<b>41</b>	<b>200</b>	<b>173</b>	<b>9</b>	<b>8</b>
% with total Elders	5.51	3.14	4.84	2.75	1.67	0.98	5.01	2.75	3.51	0.78	11.52	8.04	33.39	33.92	1.50	1.57

### Villagewise Diseases in Elders

**Table-7.2: Elders suffering from Diabetes**

Site	Male	Female	%M	%F
Anai Mangalam	6	2	7.69	3.23
Eravan Cherry	0	0	0.00	0.00
Gopuraja Puram	1	3	1.72	5.26
Karumanangudi	4	1	7.55	3.13
Kuthalam	4	2	6.35	3.45
Narimanam	8	3	22.86	8.11
Okkur	7	5	8.05	5.00
Vengidangal	3	0	4.35	0.00
<b>Total</b>	<b>33</b>	<b>16</b>	<b>5.51</b>	<b>3.14</b>

**Table-7.3: Elders suffering from Allergies**

Site	Male	Female	%M	%F
Anai Mangalam	13	7	16.67	11.29
Eravan Cherry	0	0	0.00	0.00
Gopuraja Puram	0	0	0.00	0.00
Karumanangudi	7	4	13.21	12.50
Kuthalam	5	0	7.94	0.00
Narimanam	0	0	0.00	0.00
Okkur	2	1	2.30	1.00
Vengidangal	2	2	2.90	3.13
<b>Total</b>	<b>29</b>	<b>14</b>	<b>4.84</b>	<b>2.75</b>

**Table-7.4: Elders suffering from Asthma**

Site	Male	Female	%M	%F
Anai Mangalam	1	2	1.28	3.23
Eravan Cherry	0	0	0.00	0.00
Gopuraja Puram	0	0	0.00	0.00
Karumanangudi	4	0	7.55	0.00
Kuthalam	1	0	1.59	0.00
Narimanam	0	0	0.00	0.00
Okkur	2	2	2.30	2.00
Vengidangal	2	1	2.90	1.56
<b>Total</b>	<b>10</b>	<b>5</b>	<b>1.67</b>	<b>0.98</b>

**Table-7.5: Elders suffering from Heart Problem**

Site	Male	Female	%M	%F
Anai Mangalam	12	6	15.38	9.68
Eravan Cherry	0	0	0.00	0.00
Gopuraja Puram	0	0	0.00	0.00
Karumanangudi	9	3	16.98	9.38
Kuthalam	3	1	4.76	1.72
Narimanam	0	0	0.00	0.00
Okkur	6	3	6.90	3.00
Vengidangal	0	1	0.00	1.56
<b>Total</b>	<b>30</b>	<b>14</b>	<b>5.01</b>	<b>2.75</b>

**Table-7.6: Elders suffering from Tuberculosis**

Site	Male	Female	%M	%F
Anai Mangalam	14	1	17.95	1.61
Eravan Cherry	0	0	0.00	0.00
Gopuraja Puram	1	0	1.72	0.00
Karumanangudi	2	0	3.77	0.00
Kuthalam	2	1	3.17	1.72
Narimanam	0	0	0.00	0.00
Okkur	1	2	1.15	2.00
Vengidangal	1	0	1.45	0.00
<b>Total</b>	<b>21</b>	<b>4</b>	<b>3.51</b>	<b>0.78</b>

**Table-7.7: Elders suffering from Hypertension**

Site	Male	Female	%M	%F
Anai Mangalam	6	2	7.69	3.23
Eravan Cherry	0	0	0.00	0.00
Gopuraja Puram	5	4	8.62	7.02
Karumanangudi	10	5	18.87	15.63
Kuthalam	16	10	25.40	17.24
Narimanam	14	8	40.00	21.62
Okkur	16	8	18.39	8.00
Vengidangal	2	4	2.90	6.25
<b>Total</b>	<b>69</b>	<b>41</b>	<b>11.52</b>	<b>8.04</b>

**Table-7.8: Elders suffering from Joint Pain**

Site	Male	Female	%M	%F
Anai Mangalam	46	36	58.97	58.06
Eravan Cherry	0	0	0.00	0.00
Gopuraja Puram	35	27	60.34	47.37
Karumanangudi	28	12	52.83	37.50
Kuthalam	30	31	47.62	53.45
Narimanam	19	19	54.29	51.35
Okkur	12	33	13.79	33.00
Vengidangal	30	15	43.48	23.44
<b>Total</b>	<b>200</b>	<b>173</b>	<b>33.39</b>	<b>33.92</b>

**Table-7.9: Elders suffering from Ulcer**

Site	Male	Female	%M	%F
Anai Mangalam	4	3	5.13	4.84
Eravan Cherry	0	0	0.00	0.00
Gopuraja Puram	1	0	1.72	0.00
Karumanangudi	1	1	1.89	3.13
Kuthalam	0	0	0.00	0.00
Narimanam	0	0	0.00	0.00
Okkur	2	3	2.30	3.00
Vengidangal	1	1	1.45	1.56
<b>Total</b>	<b>9</b>	<b>8</b>	<b>1.50</b>	<b>1.57</b>

## 8. Monthly Income of families – Unit- Karaikal (1304)

Income Range	Families	%age
<b>Income not Recorded</b>	<b>178</b>	
<b>&lt;=1500</b>	<b>90</b>	<b>12.4</b>
<b>1501-2000</b>	<b>197</b>	<b>27.2</b>
<b>2001-5000</b>	<b>330</b>	<b>45.6</b>
<b>5001-10000</b>	<b>96</b>	<b>13.3</b>
<b>10001-20000</b>	<b>7</b>	<b>1.0</b>
<b>20001-50000</b>	<b>3</b>	<b>0.4</b>
<b>&gt;50000</b>	<b>0</b>	<b>0.0</b>
<b>Total</b>	<b>723</b>	
<b>Total HHs Surveyed</b>	<b>901</b>	

